



LOKNETE DR. BALASAHEB VIKHE PATIL
(PADMA BHUSHAN AWARDEE)
PRAVARA RURAL EDUCATION SOCIETY

**ARTS, SCIENCE & COMMERCE COLLEGE
KOLHAR**

Tal. Rahata, Dist. Ahmednagar, Pin - 413 710
NAAC Accredited at 'A' Grade with CGPA 3.10

Student Satisfaction Survey (SSS)

Academic Year 2021-22

Introduction-

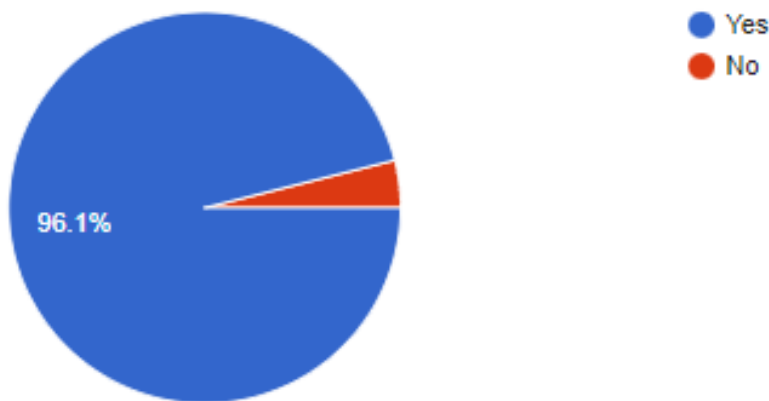
Based on the guidelines of the National Assessment and Accreditation Council (NAAC), the college has conducted a student satisfaction survey (SSS) for quality improvements. Students are the most important stakeholders in the higher education system. The interest and participation of students at all levels in both internal quality assurance and external quality assurance have to play a central role. We have collected feedback from our undergraduate and postgraduate students on the teaching, learning, and evaluation process.

Survey Process-

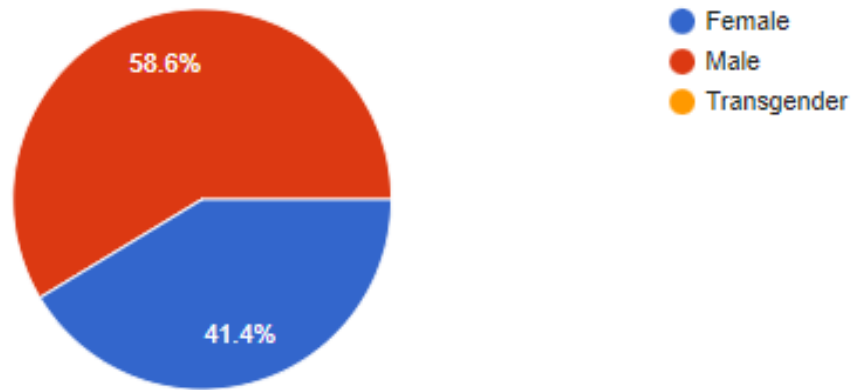
The questionnaire is based on the NAAC student satisfaction survey, twenty questions are objective type, while one question is open ended to bring out observation and suggestion for improvements thereby providing an opportunity to the students to give suggestion in their own words. The survey was conducted through a Google form sent to the students.

Survey Result-

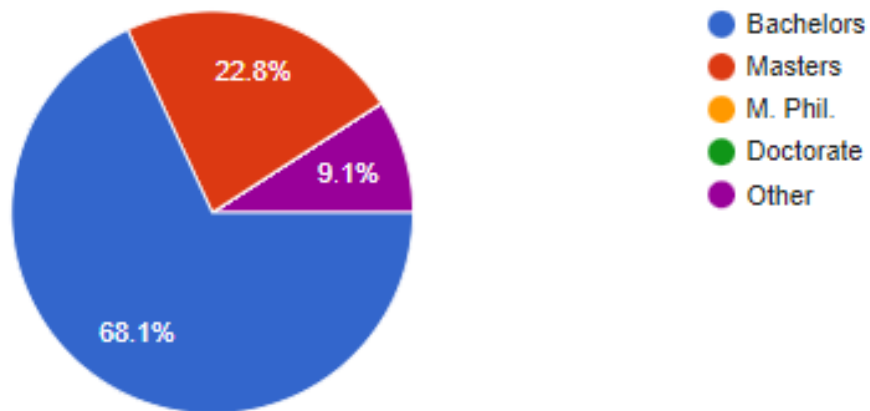
A) Please confirm this is the first and only time you answer this survey.



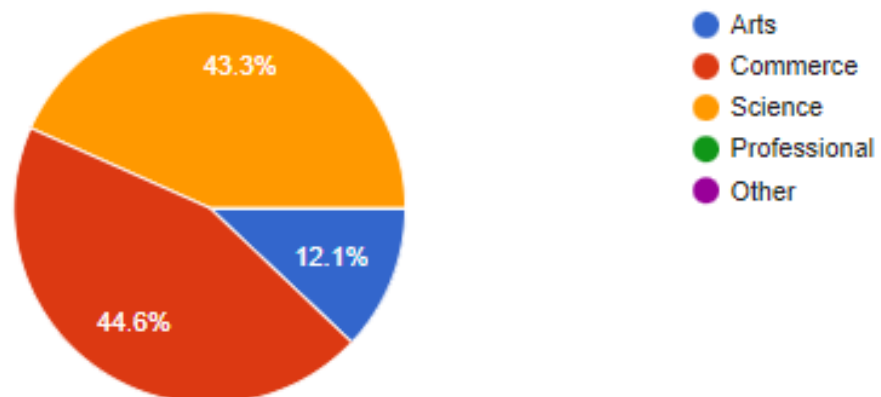
D) Gender



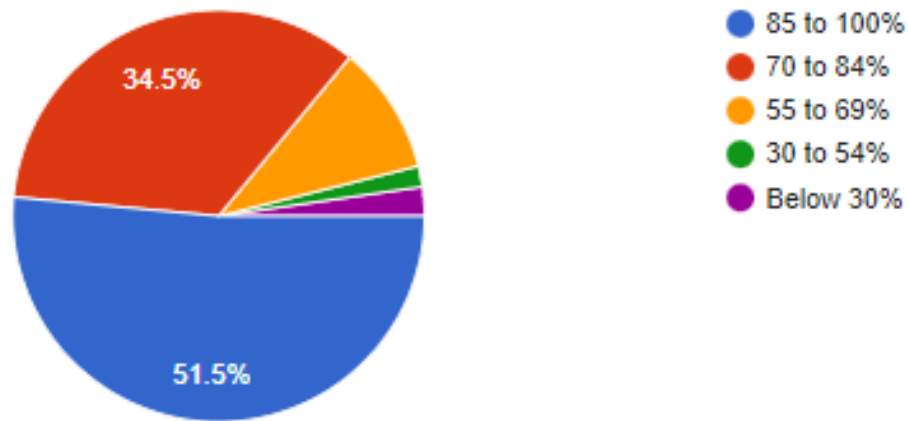
E) What degree program are you pursuing now?



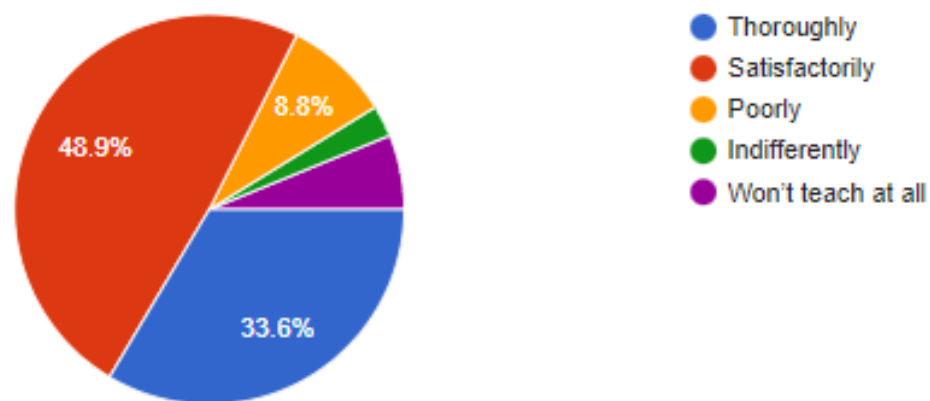
F) What subject area are you currently pursuing?



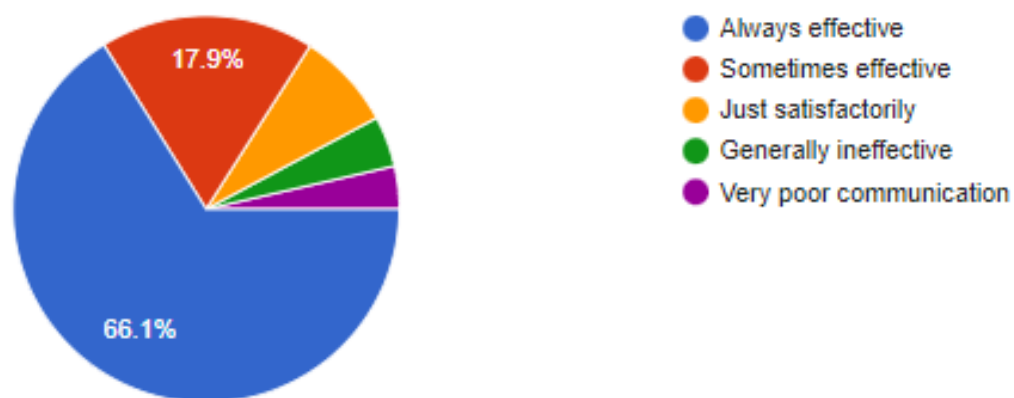
1. How much of the syllabus was covered in the class?



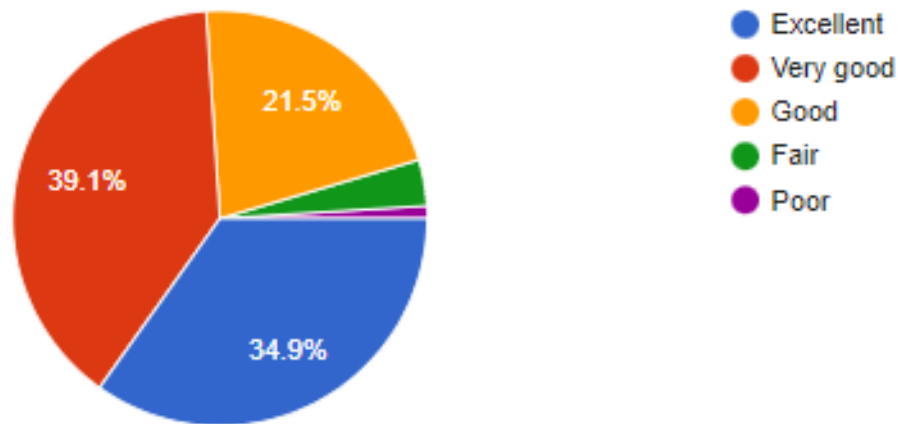
2. How well did the teachers prepare for the classes?



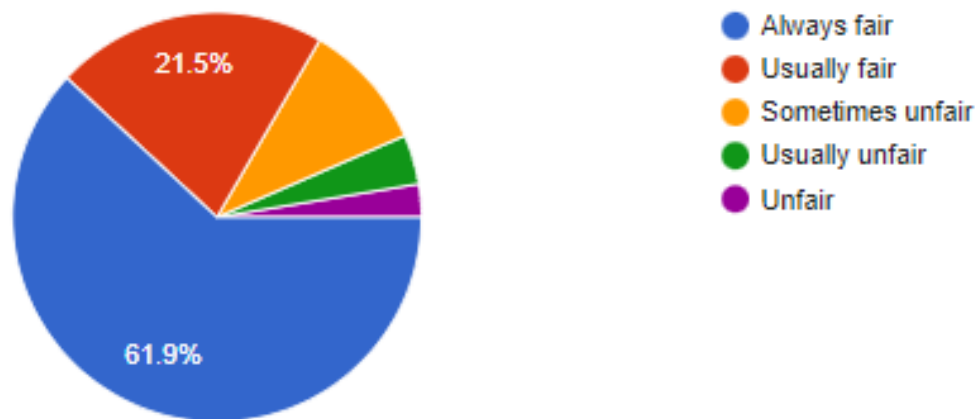
3. How well were the teachers able to communicate?



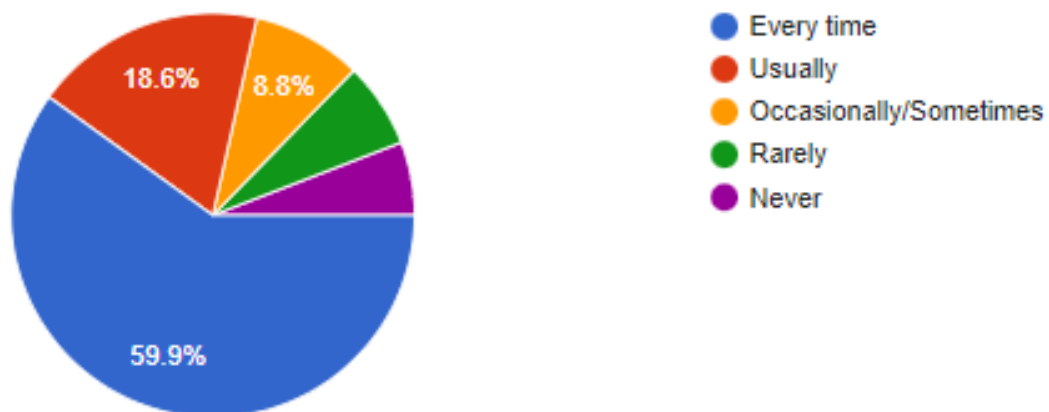
4. The teacher's approach to teaching can best be described as



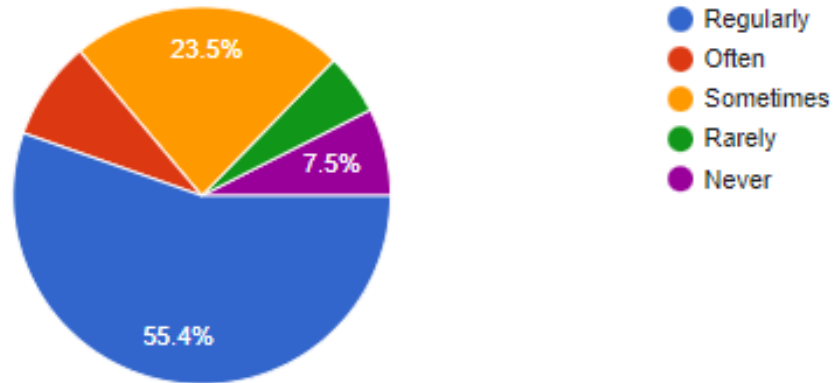
5. Fairness of the internal evaluation process by the teachers.



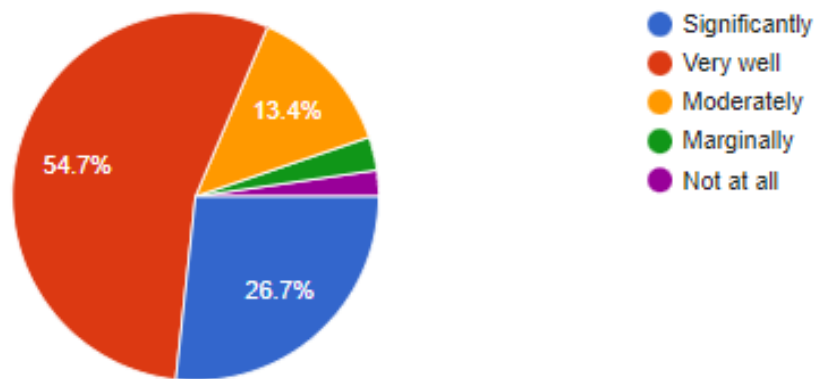
6. Was your performance in assignments discussed with you?



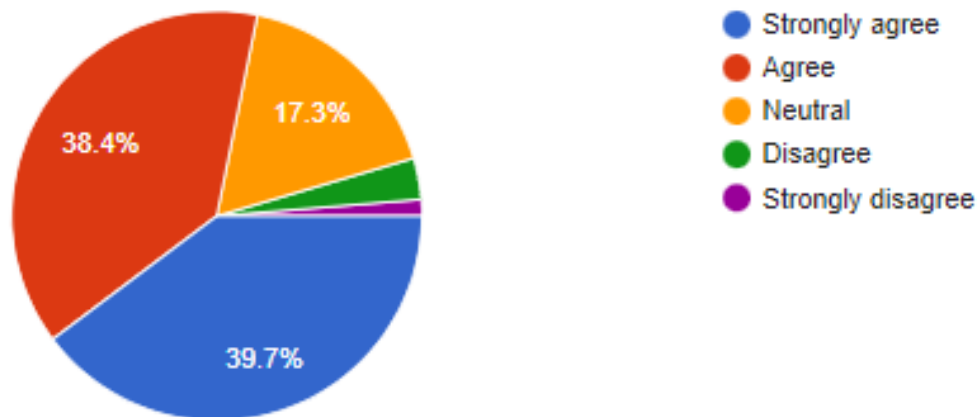
7. The institute takes active interest in promoting internship, student exchange, field visit opportunities for students.



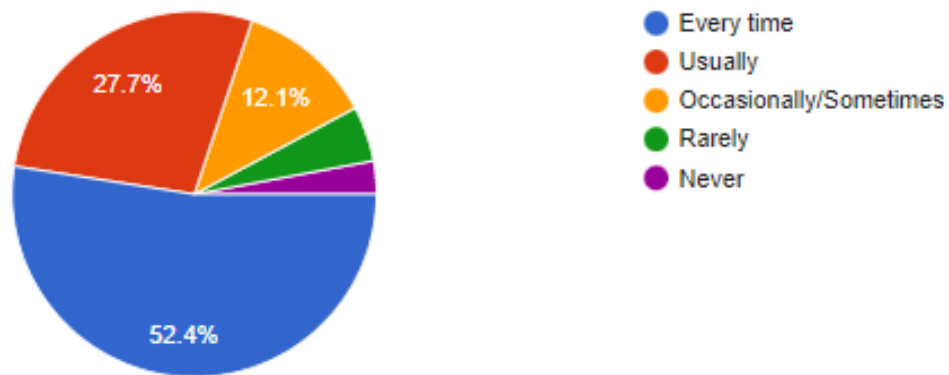
8. The teaching and mentoring process in your institution facilitates you in cognitive, social and emotional growth.



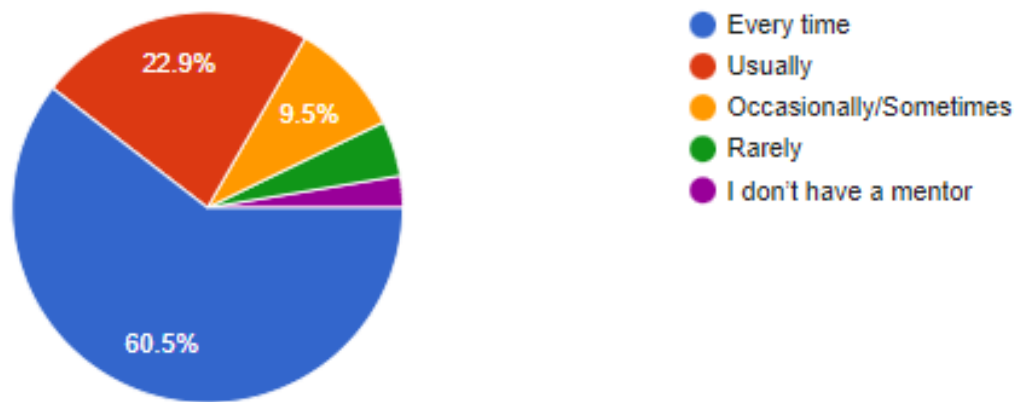
9. The institution provides multiple opportunities to learn and grow.



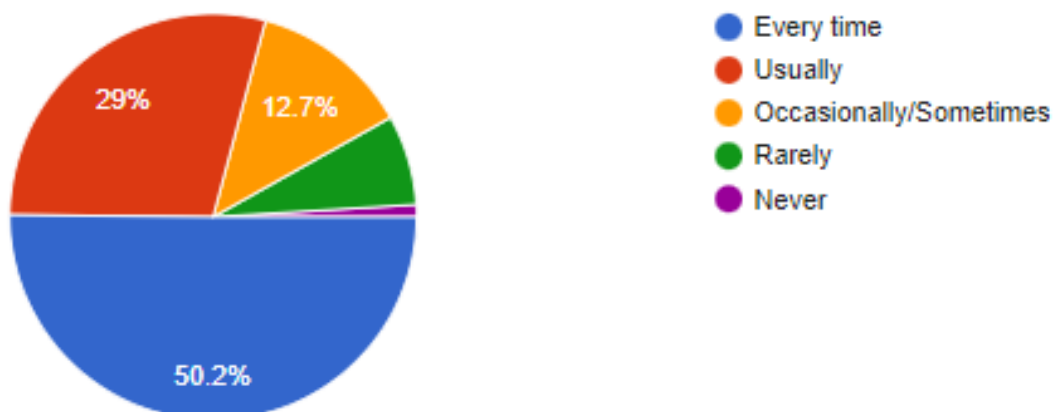
10. Teachers inform you about your expected competencies, course outcomes and programme outcomes.



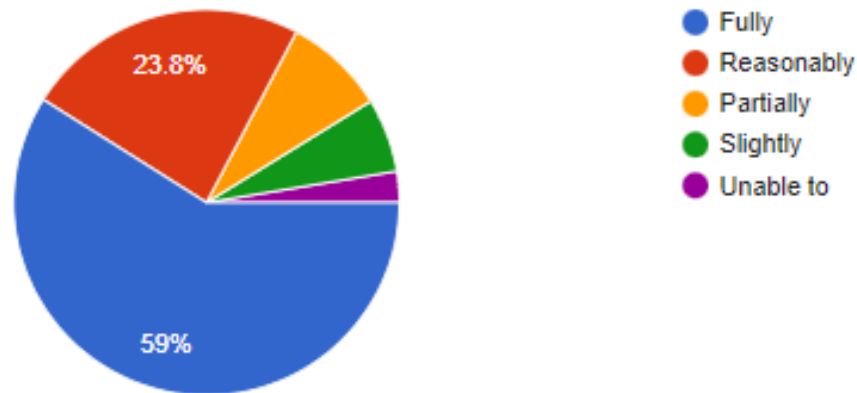
11. Your mentor does a necessary follow-up with an assigned task to you.



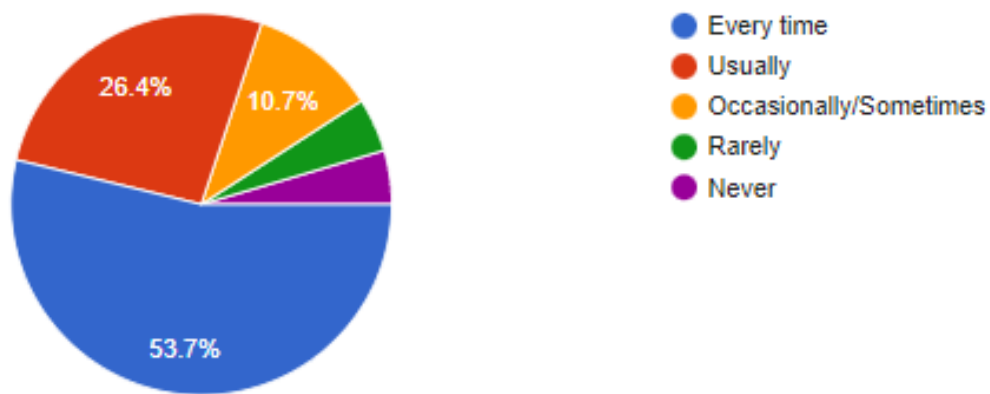
12. The teachers illustrate the concepts through examples and applications.



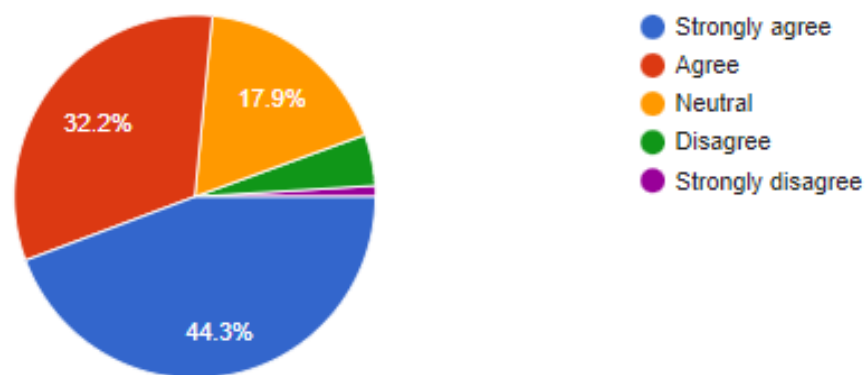
13. The teachers identify your strengths and encourage you with providing right level of challenges.



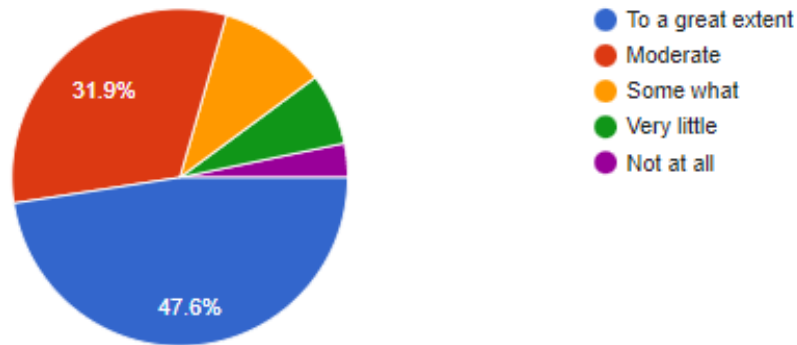
14. Teachers are able to identify your weaknesses and help you to overcome them.



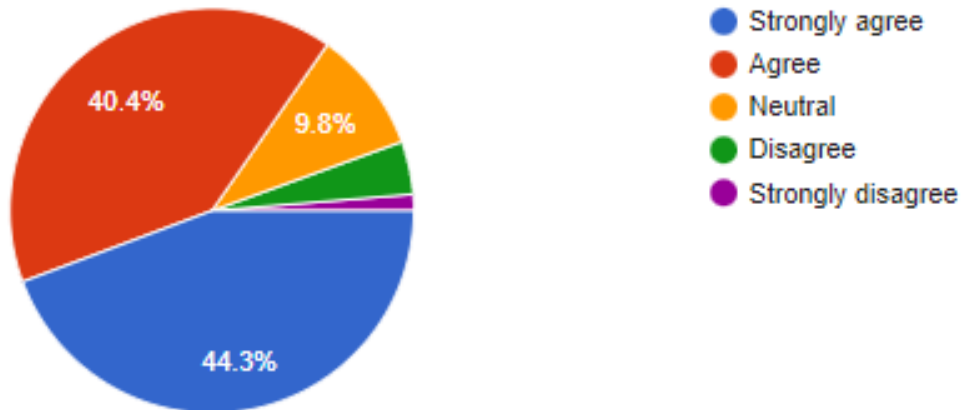
15. The institution makes effort to engage students in the monitoring, review and continuous quality improvement of the teaching learning process.



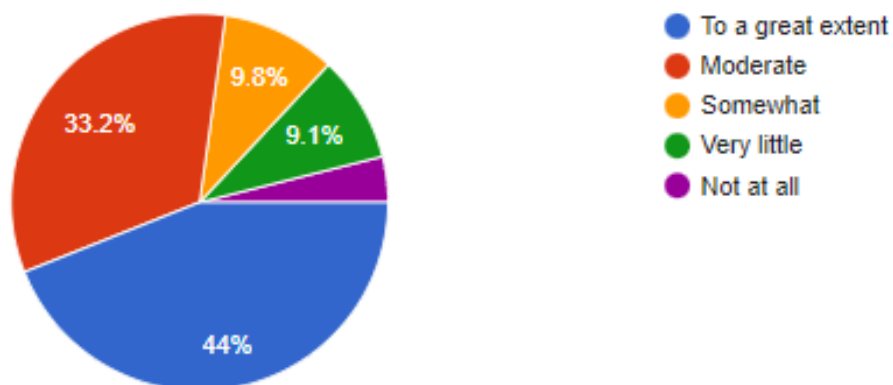
16. The institute/ teachers use student centric methods, such as experiential learning, participative learning and problem solving methodologies for enhancing learning experiences.



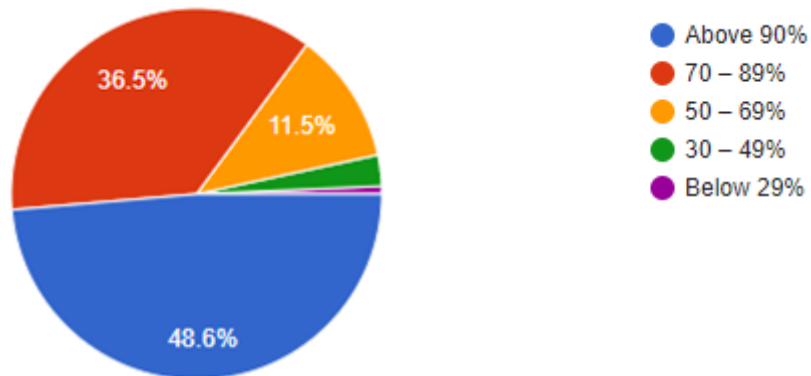
17. Teachers encourage you to participate in extracurricular activities.



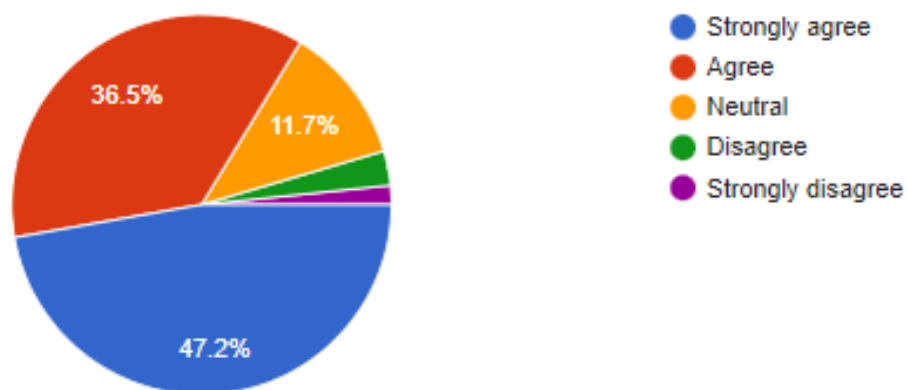
18. Efforts are made by the institute/ teachers to inculcate soft skills, life skills and employability skills to make you ready for the world of work.



19. What percentage of teachers use ICT tools such as LCD projector, Multimedia, etc. while teaching.



20. The overall quality of teaching-learning process in your institute is very good.



21. Give three observation / suggestions to improve the overall teaching – learning experience in your institution.

- Very good teaching.
- Overall good teaching.
- Excellent teaching, nice practical knowledge, overall best in all factors.
- Nice Practical knowledge.
- Clean and neat campus.
- Provide drinking water.
- Start new course.

The Responses of Students Satisfaction Survey (SSS) on teaching Learning Process in Tabular form.

Sr. No.	SSS Question	Opinion of responses in percentage (%)					Scale of opinions (3 & 4)	% of opinions
		4	3	2	1	0		
1	How much of the syllabus was covered in the class?	85-100 %	70-84 %	55-69%	30-54%	Below 30%	51.5+34.5 =86.0%	86.0%
		51.5%	34.5%	10.1%	1.6%	2.3%		
2	How well did the teachers prepare for the classes?	Thoroughly	Satisfactorily	Poorly	Indifferently	Won't teach at all	33.6+48.9 =82.5%	82.5%
		33.6%	48.9%	8.8%	2.6%	6.1%		
3	How well were the teachers able to communicate?	Always effective	Sometimes effective	Just satisfactorily	Generally ineffective	Very poor	66.1+17.9 =84.0%	84.0%
		66.1%	17.9%	8.1%	4.2%	3.7%		
4	The teacher's approach to teaching can best be described as	Excellent	Very good	Good	Fair	Poor	34.9+39.1 =74.0%	74.0%
		34.9%	39.1%	21.5%	3.5%	1.0%		
5	Fairness of the internal evaluation process by the teachers.	Always fair	Usually fair	Sometimes unfair	Usually unfair	Unfair	61.9+21.5 =83.4%	83.4%
		61.9%	21.5%	10.1%	3.9%	2.6%		
6	Was your performance in assignments discussed with you?	Every time	Usually	Occasionally/Sometimes	Rarely	Never	59.9+18.6 =78.5%	78.5%
		59.9%	18.6%	8.8%	6.8%	5.9%		
7	The institute takes active interest in promoting internship, student exchange, field visit opportunities for students.	Regularly	Often	Sometimes	Rarely	Never	55.4+8.5 =63.9%	63.9%
		55.4%	8.5%	23.5%	5.2%	7.4%		
8	The teaching and mentoring process in your institution facilitates you in cognitive, social and emotional growth.	Significantly	Very well	Moderately	Marginally	Not at all	26.7+54.7 =81.4%	81.4%
		26.7%	54.7%	13.4%	2.9%	2.3%		
9	The institution provides multiple opportunities to learn and grow.	Strongly agree	Agree	Neutral	Disagree	Strongly disagree	39.7+38.4 =78.1%	78.1%
		39.7%	38.4%	17.3%	3.3%	1.3%		

10	Teachers inform you about your expected competencies, course outcomes and programme outcomes.	Every time	Usually	Occasionally/Sometimes	Rarely	Never	52.4+27.7 =80.1%	80.1%
		52.4%	27.7%	12.1%	4.9%	2.9%		
11	Your mentor does a necessary follow-up with an assigned task to you.	Every time	Sometimes/Occasionally	Usually	Rarely	don't have a mentor	60.5+22.9 =83.4%	83.4%
		60.5%	22.9%	9.5%	4.6%	2.5%		
12	The teachers illustrate the concepts through examples and applications.	Every time	Usually	Occasionally/Sometimes	Rarely	Never	50.2+29.0 =79.2%	79.2%
		50.2%	29.0%	12.7%	7.1%	1.0%		
13	The teachers identify your strengths and encourage you with providing right level of challenges.	Fully	Reasonably	Partially	Slightly	Unable to	59.0+23.8 =82.8%	82.8%
		59.0%	23.8%	8.5%	6.2%	2.5%		
14	Teachers are able to identify your weaknesses and help you to overcome them.	Every time	Usually	Occasionally/Sometimes	Rarely	Never	53.7+26.4 =80.1%	80.1%
		53.7%	26.4%	10.7%	4.6%	4.6%		
15	The institution makes effort to engage students in the monitoring, review and continuous quality improvement of the teaching learning process.	Strongly agree	Agree	Neutral	Disagree	Strongly disagree	44.3+32.2 =76.5%	76.5%
		44.3%	32.2%	17.9%	4.6%	1.0%		
16	The institute/ teachers use student centric methods, such as experiential learning, participative learning and problem solving methodologies for enhancing learning experiences.	To a great extent	Moderate	Somewhat	Very little	Not at all	47.6+31.9 =79.5%	79.5%
		47.6%	31.9%	10.4%	6.8%	3.3%		
17	Teachers encourage you to participate in extracurricular activities.	Strongly agree	Agree	Neutral	Disagree	Strongly Disagree	44.3+40.4 =84.7%	84.7%
		44.3%	40.4%	9.8%	4.2%	1.3%		
18	Efforts are made by the institute/ teachers to	To a great extent	Moderate	Some what	Very little	Not at all	44.0+33.2 =77.2%	77.2%

	inculcate soft skills, life skills and employability skills to make you ready for the world of work.	44.0%	33.2%	9.8%	9.1%	3.9%		
19	What percentage of teachers use ICT tools such as LCD projector, Multimedia, etc. while teaching.	Above 90%	70 – 89%	50 – 69%	30 – 49%	Below 29%	48.6+36.5 =85.1%	85.1%
		48.6%	36.5%	11.5%	2.5%	0.9%		
20	The overall quality of teaching-learning process in your institute is very good.	Strongly agree	Agree	Neutral	Disagree	Strongly disagree	47.2+36.5 =83.7%	83.7%
		47.2%	36.5%	11.7%	2.9%	1.7%		
Average % of opinion								80.2%


Principal
 Pravara Rural Education Society's
 Arts, Science and Commerce College, Kolhar