



Pravara Rural Education Society's
Arts, Science and Commerce College,
Kolhar Tal. Rahata, Dist.- Ahmednagar- 413710
Affiliated to Savitribai Phule Pune University, Pune

Self Study Report: 2023 (2nd Cycle)



Criteria -1
Curricular Aspects

Key Indicator: 1.4
Feedback System

Metric: 1.4.1(QnM)

Institution obtains feedback on the academic performance and ambience of the institution from various stakeholders, such as Students, Teachers, Employers, Alumni etc. and action taken report on the feedback is made available on institutional website (Yes or No)



Submitted to
NATIONAL ASSESSMENT AND ACCREDITATION COUNCIL
BENGALURU

Table of Content

Sr. No.	Academic Year	Lit of Supporting Document	Page Number
1.	Feedback Process Manual		3-5
2.	2021-22	<ul style="list-style-type: none">Feedback Analysis Report.Action Taken Report on feedback	6-13
3.	2020-21		14-22
4.	2019-20		23-33
5.	2018-19		34-45
6.	2017-18		46-56
7.	Sample Filled in feedback forms		57-70



Submitted to
NATIONAL ASSESSMENT AND ACCREDITATION COUNCIL
BENGALURU



Pravara Rural Education Society's

ARTS, SCIENCE AND COMMERCE COLLEGE

Kolhar, Tal. Rahata, Dist.- Ahmednagar- 413710

Affiliated to Savitribai Phule Pune University, Pune


FEEDBACK PROCESS MANUAL

(Students, Faculty, Alumni, Employer)



Prepared by
Internal Quality Assurance Cell (IQAC)

Feedback on curriculum shall be taken from all the Stakeholders to analyze the success of existing curriculum and to suggest valuable suggestions in other aspects related to teaching, learning and research processes.



Institute has a special mechanism for collection, statistic analysis and corrective measures to be taken on the feedback. Principal of the institute formed feedback committee to collect feedback from stakeholders. Stakeholders can give their feedback through printed forms provided by the college. Feedback from students, teachers, parents, Alumni and Employee helps the institute to evaluate its service policies and make changes for achieving the excellence. The feedback process has emphasized the need for involvement of stakeholders for the student centric development of institute. Thus, the student should act as a collaborator, rather being merely a passive receiver in teaching learning process.

The feedbacks are collected from the all stakeholders by the IQAC through feedback committee and analyzed. IQAC coordinator and feedback committee will be responsible for the collection, analysis and reporting of student and stakeholder feedback relating to academic and other allied program conducted in institute. After analysis of feedback the analysis report is communicated to the IQAC. Feedback of stakeholders is valuable for us as it provides the role in improvement of curriculum facilities, entrepreneurship and employability of our students. The opinions and suggestions obtained from the stakeholders are evaluated on the background of vision and mission of the institute and considered by the IQAC for their execution. The action taken report shall be prepared by IQAC and necessary remedial measures taken on timely basis. IQAC presents action taken report before College Development Committee for approval. After the approval of CDC, it shall be forwarded to the competent authority/ affiliated University for further action. Thus, the feedback mechanism assists in effective curriculum delivery.


IQAC Coordinator
Coordinator

Internal Quality Assurance Cell (IQAC)
Arts, science & Commerce College
Kolhar, Tal. Rahata, Dist. Ahmednagar-413710



Principal
PRINCIPAL
ARTS, SCIENCE & COMMERCE COLLEGE
KOLHAR, TAL. RAHATA, DIST. AHMEDNAGAR

FEEDBACK PROCESS MANUAL

(Students, Faculty, Alumni, Employer)

Introduction

Feedback is important part of teaching and learning process. The institute aims to offer the best possible environment and learning experience to encourage students to perform to their full potential for academic achievement. Students, teachers and alumni play an important role in the evaluation, development and enhancement of the quality of this learning experience. Feedback from Students, Teachers, Alumni and Employers helps the college to evaluate how its service policies and make changes as per stakeholders requirements. The Feedback Process has put an emphasis on the need for involvement of students in the quality assurance of higher education. With this aim the college has developed following feedback mechanism.

Purpose and Scope

- ❖ To maintain a current consciousness of the desires and forecast of students and stakeholders of the institute;
- ❖ Provides space for continuous enhancement of all products, services, facilities and procedures;
- ❖ Audit and enhance the aspects of students' learning experiences through the timely collection, analysis and reporting of student feedback concerning teaching, learning and assessment;
- ❖ Providing students and stakeholders with the scope to actively participate in the continual improvement of programs of study by feedback collected on timely basics.

Stakeholders

Stakeholders are any person/persons or organization that has associated with the institute. Institute collects feedback from following stakeholders.

- ❖ Students
- ❖ Alumni
- ❖ Teaching staff members
- ❖ Employers

Feedback Mechanism

IQAC shall prepare structured Feedback forms for respective stakeholders. The feedback shall be collected through both online and offline methods by feedback committee. Filled feedback forms shall be analyzed by feedback committee.

Feedbacks forms are to be collected under following broad head –

Sr. No.	Broad head of form	Frequency
1.	Students Feedback on Curriculum	Annually /Semester wise
2.	Alumni Feedback on Curriculum	Annually
3.	Employers Feedback on Curriculum	Annually
4.	Teachers Feedback on Curriculum	Annually

Academic Year
2021-22



Loknete Dr. Balasaheb Vikhe Patil (Padmabhushan Awardee)

Pravara Rural Education Society's,

Arts, Science and Commerce, College, Kolhar

Tal: Rahata, Dist: Ahmednagar (M.S.), PIN: 413710

Feedback Analysis Report

**Academic Year
2021-22**

**Prepared by
Feedback Committee
Arts, Science and Commerce, College, Kolhar**



FEEDBACK ANALYSIS REPORT: 2021-22

The institute aims to offer the best possible environment and learning experience to encourage students to perform to their full potential for academic achievement. Students, teachers, alumni and Employers play an important role in the evaluation, development and enhancement of the quality of this learning experience.

The Feedback Process has put an emphasis on the need for involvement of students in the quality assurance of higher education. Student involvement requires that students should act as collaborators in, rather than merely passive receivers of, teaching and learning process. All the stakeholders' feedback data was collected and analyzed as per the following tables of the academic year 2021-22.

Student feedback

The responses received from the students are presented in below table for the year 2021-22.

Sr. No.	Metric in Descriptions	Strongly Agree	Agree	Disagree	Strongly Disagree	Total
1	Depth of the course content including project work if any:	689	114	11	0	814
	Percentage	84.64	14.00	1.35	0.00	100
2	Extent of coverage of course:	516	277	20	1	814
	Percentage	63.39	34.03	2.46	0.12	100
3	Applicability / Relevance to real life situations	562	214	37	1	814
	Percentage	69.04	26.29	4.55	0.12	100
4	Learning value (in terms of knowledge and concepts)	561	229	24	0	814
	Percentage	68.92	28.13	2.95	0.00	100
5	Clarity and Relevance of study material	531	239	43	1	814
	Percentage	65.233	29.361	5.283	0.123	100
6	The relevance of additional source material (Library)	535	243	35	1	814
	Percentage	65.72	29.85	4.30	0.12	100
7	The extent of effort required by students	536	254	22	2	814
	Percentage	65.85	31.20	2.70	0.25	100
8	Overall rating	561	222	30	1	814
	Percentage	68.92	27.27	3.69	0.12	100
	Average Total	561	224	28	1	814
	Average Percentage	68.96	27.52	3.41	0.11	100

Students Feedback Report:

The above student feedback analysis clearly indicates that the 68.96 % students convey their 'Strongly Agree', 27.52 % students convey their 'Agree' and 3.41% students convey their 'Satisfactory' responses regarding their respective course syllabus.

Teacher's feedback

The responses received from the teachers are presented in below table for the year 2021-22.

Sr. No.	Metric in Descriptions	Strongly Agree	Agree	Disagree	Strongly Disagree	Total
1	The syllabus of the course is updated and useful in gaining subject knowledge	23	5	0	0	28
	Percentage	82.14	17.86	0.00	0.00	100.00
2	The semester pattern is convenient for students to learn.	17	11	0	0	28
	Percentage	60.71	39.29	0.00	0.00	100.00
3	The CBCS pattern helpful to the learners	13	15	0	0	28
	Percentage	46.43	53.57	0.00	0.00	100.00
4	The Curriculum having good academic flexibility.	14	14	0	0	28
	Percentage	50.00	50.00	0.00	0.00	100.00
5	The syllabus of the course emphasizes the learning of job oriented skills.	15	13	0	0	28
	Percentage	53.57	46.43	0.00	0.00	100.00
6	The syllabus of the course is useful in gaining necessary skills for facing in different competitive examinations.	12	14	2	0	28
	Percentage	42.86	50.00	7.14	0.00	100.00
7	The syllabus does not result in any overloading on students during the semester(s).	14	14	0	0	28
	Percentage	50.00	50.00	0.00	0.00	100.00
8	The contents of the course in the syllabus are comprehensive.	16	12	0	0	28
	Percentage	57.14	42.86	0.00	0.00	100.00
9	The syllabus of the course gives fundamentals and leads to critical thinking.	15	13	0	0	28
	Percentage	53.57	46.43	0.00	0.00	100.00
10	The completion of syllabus gives confidence for pursuing higher studies.	19	9	0	0	28
	Percentage	67.86	32.14	0.00	0.00	100.00
	Average Total	15.8	12	0.2	0	28
	Average Percentage	56.43	42.86	0.71	0.00	100.00

Teachers Feedback Report:

The above student feedback analysis clearly indicates that the 56.43 % teachers convey their 'Strongly Agree', 42.86 % teachers convey their 'Agree' and 0.71 % teachers convey their 'Disagree' and 0.00 % teachers are 'Strongly Disagree' with their core syllabus.

The teacher's feedback data responses clearly show that the majority of teachers are positive regarding their courses syllabus.

Alumni feedback

Our alumni feedback is valuable for our institute as it provides inputs regarding improvement in various college facilities. We appeal our alumni to provide their sincere feedback to us through prescribed forms, emails and during alumni meets on the Syllabus, infrastructure, library and teaching faculty of the college. Based on the comments of the alumni, the analysis is carried out as follows:

Sr. No.	Metric in Descriptions	Very Good	Good	Satisfactory	Unsatisfactory	Total
1	How would you rate the curriculum prescribed for your degree during your term in the college?	45	33	0	0	78
	Percentage	57.69	42.31	0.00	0.00	100
2	On what scale would you rate your curriculum with present curriculum (Yearly pattern, Semester pattern CBCS pattern)	48	22	8	0	78
	Percentage	61.54	28.21	10.26	0.00	100
3	Does the Curriculum give you sufficient & necessary knowledge with respect to future career opportunities?	55	20	0	3	78
	Percentage	70.51	25.64	0.00	3.85	100
4	Does the curriculum have good balance between theory and applications?	61	15	2	0	78
	Percentage	78.21	19.23	2.56	0.00	100
5	How do you rate the academic initiatives taken by the college to bridge the Gap Between Industry Standards / current global scenarios?	41	26	10	1	78
	Percentage	52.56	33.33	12.82	1.28	100
6	How do you rate the relevance of your degree to your present job?	38	27	9	4	78
	Percentage	48.72	34.62	11.54	5.13	100
7	How do you rate academic events/activities organized by the college for your overall development?	49	23	6	0	78
	Percentage	62.82	29.49	7.69	0.00	100
8	How would you rate the motivation created by the syllabus to pursue post-Graduation/ Research in the particular topic?	52	23	1	2	78
	Percentage	66.67	29.49	1.28	2.56	100
9	How would you rate the Infrastructural facilities available in the campus?	39	31	8	0	78
	Percentage	50.00	39.74	10.26	0.00	100
10	ICT facilities available in the college.	40	18	14	6	78
	Percentage	51.28	23.08	17.95	7.69	100
11	How would you rate the following academic initiatives taken by the college to improve your competence as student?	42	34	2	0	78
	Percentage	53.85	43.59	2.56	0.00	100
12	Availability of reference and Textbooks in the library	58	16	4	0	78
	Percentage	74.36	20.51	5.13	0.00	100
	Average Total	47.33	24.00	5.33	1.33	78
	Average Percentage	60.68	30.77	6.84	1.71	100.00

Alumni Feedback Report:

The alumni feedback directs that the highest 60.68 % of alumni express their 'Very Good' responses, the 30.77 % of alumni express their 'Good' responses and the 6.84% alumni express their 'Satisfactory' responses regarding the syllabus of the college courses.

Employer's feedback

The responses received from the Employers are presented in below table for the year 2021-22.

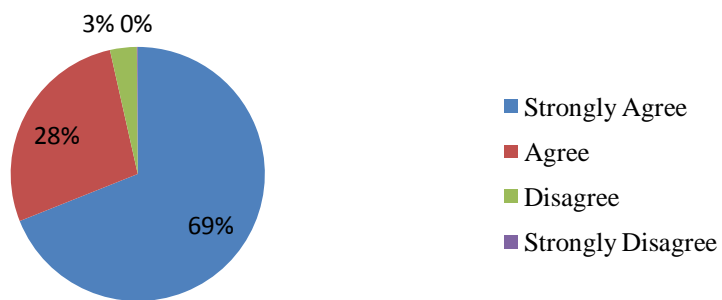
Sr. No.	Metric in Descriptions	Strongly Agree	Agree	Disagree	Strongly Disagree	Total
1	The course objectives are well defined and the modules are logically structured.	8	2	1	0	11
	Percentage	72.73	18.18	9.09	0.00	100
2	The curriculum has good balance between theory and applications.	7	3	1	0	11
	Percentage	63.64	27.27	9.09	0.00	100
3	The curriculum has enough content for a student to acquire sufficient knowledge to secure a subject	9	3	1	0	13
	Percentage	69.23	23.08	7.69	0.00	100
4	The curriculum incorporates soft skills needed for employment	7	2	2	0	11
	Percentage	63.64	18.18	18.18	0.00	100
5	The syllabus has content for developing skills to handle problems at work place?	8	2	1	0	11
	Percentage	72.73	18.18	9.09	0.00	100
6	The curriculum creates interest among the students to pursue research in a particular area.	8	1	2	0	11
	Percentage	72.73	9.09	18.18	0.00	100
7	The offered programme gives exposure through project/dissertation/in-plant training/field visit for real-life experiential Learning.	7	2	2	0	11
	Percentage	63.64	18.18	18.18	0.00	100
8	The curriculum provides scope for acquiring employable and entrepreneurship skills.	10	1	0	0	11
	Percentage	90.91	9.09	0.00	0.00	100
9	The curricular and co-curricular initiatives taken by the institute help the students to attain the required competency level.	9	2	0	0	11
	Percentage	81.82	18.18	0.00	0.00	100
	Average Total	8	2	1	0	11
	Average Percentage	72.34	17.72	9.95	0.00	100.00

Employers Feedback Report:

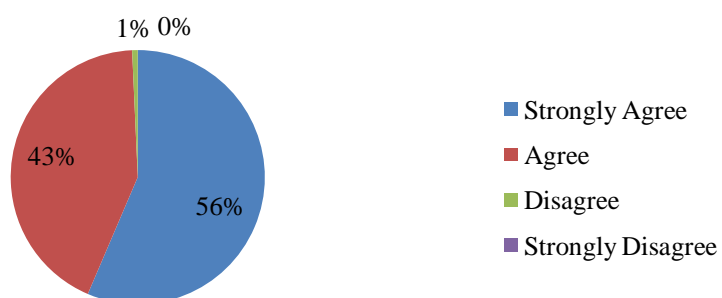
The college placement actively works throughout the academic year which also takes valuable feedback from various prominent institutes employers. The above employer's feedback analysis on the syllabus shows that the majority of employers are satisfied with overall syllabus transaction of the college.


PRINCIPAL
 ARTS, SCIENCE & COMMERCE COLLEGE
 KOLIAR, TAL. RAHATA, DIST. AHMEDNAGAR

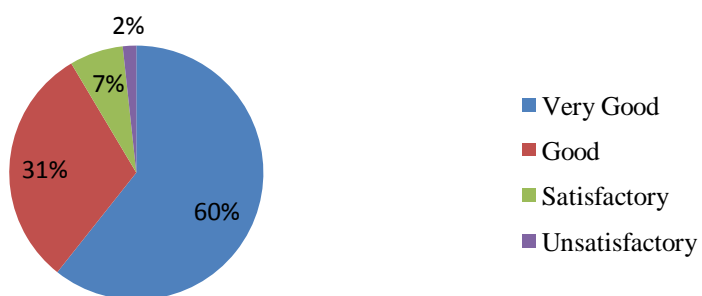
Student Feedback on Syllabus A.Y. 2021-22



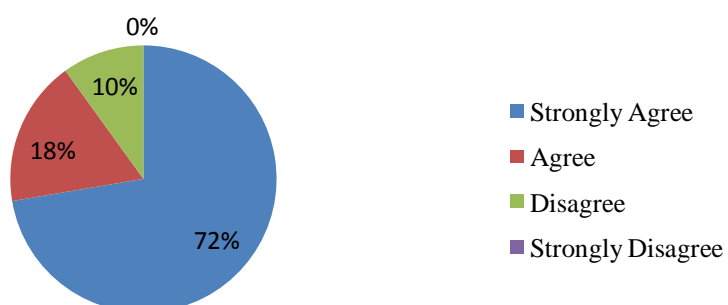
Teacher's Feedback on Syllabus A.Y. 2021-22



Alumni Feedback on Syllabus A.Y. 2021-22



Employer's Feedback on Syllabus A.Y. 2021-22





LOKNETE DR. BALASAHEB VIKHE PATIL
(PADMA BHUSHAN AWARDEE)
PRAVARA RURAL EDUCATION SOCIETY

**ARTS, SCIENCE & COMMERCE COLLEGE
KOLHAR**

Tal. Rahata, Dist. Ahmednagar, Pin - 413 710
NAAC Accredited at 'A' Grade with CGPA 3.10

Action Taken Report on Feedback

Academic year: 2021-22

The institution collected the feedback on curriculum and courses from Students, Alumni, Teachers and Employers. After analysis of feedback received from stakeholders, the feedback committee forwarded analysis report to the IQAC for taking necessary actions. IQAC took the following required actions based on the analysis and suggestions.

Suggestions from Stakeholders	Action Taken by the Institute
Suggestion received from students regarding conducting Yoga and Meditation course in winter season	As per the discussion in CDC meeting, the coordinator was instructed to conduct next batch of the course in winter season in morning session.
Demand of PG students to include Project works as a part of CIE	Principal asked the PG teachers to introduce project work for M.Sc. students from academic year 2022-23.
Demand of students to make available books on Small scale industries/skills	Librarian of college was asked to place the order for books on Small scale industries/skills before the commencement of next academic year.
Alumni are interested to interact with the present students to share their thoughts.	The Suggestion was discussed in the IQAC meeting and it was decided that Alumni association should organize an interactive session of alumni with students once in month.
Employers expected students to be more competent to survive in global market. They should be given training for soft skill, professional ethics and interview techniques.	The chairman of Skill Development Center and Training and Placement Cell to conduct training program for final year students on soft skill, professional ethics and interview techniques from next academic year.

The principal reported ATR to College Development Committee. After discussion in the meeting, the ATR of Feedback was unanimously approved by the CDC. Thus, the feedback given by the Students, Alumni, Teachers and Employers were analyzed and suitable action was taken so as to satisfy the expectations of stakeholders.


PRINCIPAL
ARTS, SCIENCE & COMMERCE COLLEGE
KOLHAR, TAL. RAHATA, DIST. AHMEDNAGAR

Academic Year 2020-21



Pravara Rural Education Society's,

Arts, Science and Commerce, College, Kolhar

Tal: Rahata, Dist: Ahmednagar (M.S.), PIN: 413710

Feedback Analysis Report

**Academic Year
2020-21**

**Prepared by
Feedback Committee
Arts, Science and Commerce, College, Kolhar**



FEEDBACK ANALYSIS REPORT: 2020-21

The institute aims to offer the best possible environment and learning experience to encourage students to perform to their full potential for academic achievement. Students, teachers, alumni and Employers play an important role in the evaluation, development and enhancement of the quality of this learning experience.

The Feedback Process has put an emphasis on the need for involvement of students in the quality assurance of higher education. Student involvement requires that students should act as collaborators in, rather than merely passive receivers of, teaching and learning process. All the stakeholders' feedback data was collected and analyzed as per the following tables of the academic year 2020-21.

Student feedback

The responses received from the students are presented in below table for the year 2020-21.

Sr. No.	Metric in Descriptions	Strongly Agree	Agree	Disagree	Strongly Disagree	Total
1	Depth of the course content including project work if any:	610	142	8	0	760
	Percentage	80.26	18.68	1.05	0.00	100.00
2	Extent of coverage of course:	481	268	11	0	760
	Percentage	63.29	35.26	1.45	0.00	100.00
3	Applicability / Relevance to real life situations	496	239	25	0	760
	Percentage	65.26	31.45	3.29	0.00	100.00
4	Learning value (in terms of knowledge and concepts)	474	269	17	0	760
	Percentage	62.37	35.39	2.24	0.00	100.00
5	Clarity and Relevance of study material	536	213	11	0	760
	Percentage	70.53	28.03	1.45	0.00	100.00
6	The relevance of additional source material (Library)	494	231	35	0	760
	Percentage	65.00	30.39	4.61	0.00	100.00
7	The extent of effort required by students	549	196	15	0	760
	Percentage	72.24	25.79	1.97	0.00	100.00
8	Overall rating	543	207	10	0	760
	Percentage	71.45	27.24	1.32	0.00	100.00
	Average Total	523	221	17	0.0	760.0
	Average Percentage	68.80	29.03	2.17	0.00	100.00

Students Feedback Report:

The above student feedback analysis clearly indicates that the 68.80 % students convey their 'Strongly Agree', 29.03 % students convey their 'Agree' and 2.17 % students convey their 'Satisfactory' responses regarding their respective course syllabus.

Chairman
Feedback Committee
Arts, Science and Commerce College, Kolhar

Principal
ARTS, SCIENCE & COMMERCE COLLEGE
KOLHAR, TAL. RAHATA, DIST. AHMEDNAGAR

Teacher's feedback

The responses received from the teachers are presented in below table for the year 2020-21.

Sr. No.	Metric in Descriptions	Strongly Agree	Agree	Disagree	Strongly Disagree	Total
1	Is the curriculum as per the need of students?	24	6	0	0	30
	Percentage	80.00	20.00	0.00	0.00	100.00
2	Is semester pattern convenient for students to learn?	16	14	0	0	30
	Percentage	53.33	46.67	0.00	0.00	100.00
3	Is the CBCS pattern helpful to the learners?	21	9	0	0	30
	Percentage	70.00	30.00	0.00	0.00	100.00
4	Are the specialization /course choices appropriate for the Learners?	17	12	1	0	30
	Percentage	56.67	40.00	3.33	0.00	100.00
5	Is current syllabus useful to provide job opportunities?	16	13	1	0	30
	Percentage	53.33	43.33	3.33	0.00	100.00
6	The environment in the college is conducive to teaching and research	18	11	1	0	30
	Percentage	60.00	36.67	3.33	0.00	100.00
7	The administration is teacher friendly	19	11	0	0	30
	Percentage	63.33	36.67	0.00	0.00	100.00
8	The college provides adequate opportunities and support to faculty members for upgrading their skills and qualifications	19	11	0	0	30
	Percentage	63.33	36.67	0.00	0.00	100.00
9	The environment in the college is conducive to teaching and research.	17	13	0	0	30
	Percentage	56.67	43.33	0.00	0.00	100.00
10	Teacher has the freedom to take on new techniques/strategies of tests and assessments	23	7	0	0	30
	Percentage	76.67	23.33	0.00	0.00	100.00
	Average Total	19.00	10.70	0.30	0.00	30.00
	Average Percentage	63.33	35.67	1.00	0.00	100.00

Teachers Feedback Report:

The teacher's feedback data responses clearly show that the majority of teachers are positive regarding their courses syllabus. Only 1.00 % teachers are 'Disagree' with their core syllabus.

Autip S.
Chairman
Feedback Committee
Arts, Science and Commerce College, Kolhar



[Signature]
PRINCIPAL
ARTS, SCIENCE & COMMERCE COLLEGE
KOLHAR, TAL. RAHATA, DIST. AHMEDNAGAR

Alumni feedback

Our alumni feedback is valuable for our institute as it provides inputs regarding improvement in various college facilities. We appeal our alumni to provide their sincere feedback to us through prescribed forms, emails and during alumni meets on the Syllabus, infrastructure, library and teaching faculty of the college. Based on the comments of the alumni, the analysis is carried out as follows:

Sr. No.	Metric in Descriptions	Very Good	Good	Satisfactory	Unsatisfactory	Total
1	How would you rate the curriculum prescribed for your degree during your term in the college?	49	15	0	0	64
	Percentage	76.56	23.44	0.00	0.00	100.00
2	On what scale would you rate your curriculum with present curriculum (Yearly pattern, Semester pattern CBCS pattern)	44	10	10	0	64
	Percentage	68.75	15.63	15.63	0.00	100.00
3	Does the Curriculum give you sufficient & necessary knowledge with respect to future career opportunities?	44	20	0	0	64
	Percentage	68.75	31.25	0.00	0.00	100.00
4	Does the curriculum have good balance between theory and applications?	39	25	0	0	64
	Percentage	60.94	39.06	0.00	0.00	100.00
5	How do you rate the academic initiatives taken by the college to bridge the Gap Between Industry Standards / current global scenarios?	39	20	5	0	64
	Percentage	60.94	31.25	7.81	0.00	100.00
6	How do you rate the relevance of your degree to your present job?	49	15	0	0	64
	Percentage	76.56	23.44	0.00	0.00	100.00
7	How do you rate academic events/activities organized by the college for your overall development?	49	15	0	0	64
	Percentage	76.56	23.44	0.00	0.00	100.00
8	How would you rate the motivation created by the syllabus to pursue post-Graduation/ Research in the particular topic?	34	30	0	0	64
	Percentage	53.13	46.88	0.00	0.00	100.00
9	How would you rate the	44	15	5	0	64

	Infrastructural facilities available in the campus?					
	Percentage	68.75	23.44	7.81	0.00	100.00
10	ICT facilities available in the college.	39	15	10	0	64
	Percentage	60.94	23.44	15.63	0.00	100.00
11	How would you rate the following academic initiatives taken by the college to improve your competence as student? (Seminars, Workshops, Case Studies, Projects, Study Tours, Field Visits etc.)	49.00	10.00	5.00	0.00	64
	Percentage	76.56	15.63	7.81	0.00	100.00
12	Availability of reference and Textbooks in the library	54	10	0	0	64
	Percentage	84.38	15.63	0.00	0.00	100.00
	Average Total	44.50	17.50	2.00	0.00	64.00
	Average Percentage	69.53	27.34	3.13	0.00	100.00

Alumni Feedback Report:

The alumni feedback directs that the highest 69.53 % of alumni express their 'Very Good' responses, the 27.34 % of alumni express their 'Good' responses and the 3.13 % alumni express their 'Satisfactory' responses regarding the syllabus of the college courses.

Autip S.
Chairman
Feedback Committee
Arts, Science and Commerce College, Kolhar



20/11/23
PRINCIPAL
ARTS, SCIENCE & COMMERCE COLLEGE
KOLHAR, TAL. RAHATA, DIST. AHMEDNAGAR

Employer's feedback

The responses received from the Employers are presented in below table for the year 2020-21.

Sr. No.	Metric in Descriptions	Strongly Agree	Agree	Disagree	Strongly Disagree	Total
1	The course objectives are well defined and the modules are logically structured.	7	2	0	0	9
	Percentage	77.78	22.22	0.00	0.00	100.00
2	The curriculum has good balance between theory and applications.	7	2	0	0	9
	Percentage	77.78	22.22	0.00	0.00	100.00
3	The curriculum has enough content for a student to acquire sufficient knowledge to secure a subject	5	4	0	0	9
	Percentage	55.56	44.44	0.00	0.00	100.00
4	The curriculum incorporates soft skills needed for employment	5	4	0	0	9
	Percentage	55.56	44.44	0.00	0.00	100.00
5	The syllabus has content for developing skills to handle problems at work place?	5	3	1	0	9
	Percentage	55.56	33.33	11.11	0.00	100.00
6	The curriculum creates interest among the students to pursue research in a particular area.	5	4	0	0	9
	Percentage	55.56	44.44	0.00	0.00	100.00
7	The offered programme gives exposure through project/dissertation/in-plant training/field visit for real-life experiential Learning.	5	3	1	0	9
	Percentage	55.56	33.33	11.11	0.00	100.00
8	The curriculum provides scope for acquiring employable and entrepreneurship skills.	5	3	1	0	9
	Percentage	55.56	33.33	11.11	0.00	100.00
9	The curricular and co-curricular initiatives taken by the institute help the students to attain the required competency level.	5	3	1	0	9
	Percentage	55.56	33.33	11.11	0.00	100.00
	Average Total	5	3	0	0	9
	Average Percentage	60.49	34.57	4.94	0.00	100.00

Employers Feedback Report:

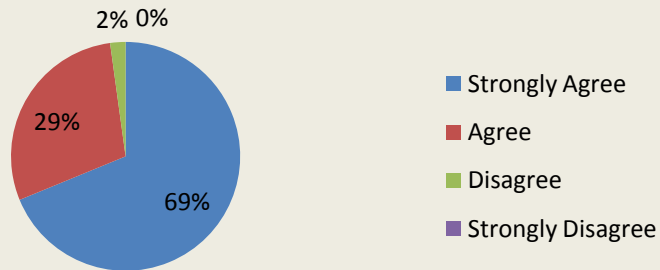
The college placement actively works throughout the academic year which also takes valuable feedback from various prominent institutes employers. The above employer's feedback analysis on the syllabus shows that the majority of employers are satisfied with overall syllabus transaction of the college.


Chairman
 Feedback Committee
 Arts, Science and Commerce College, Kolhar

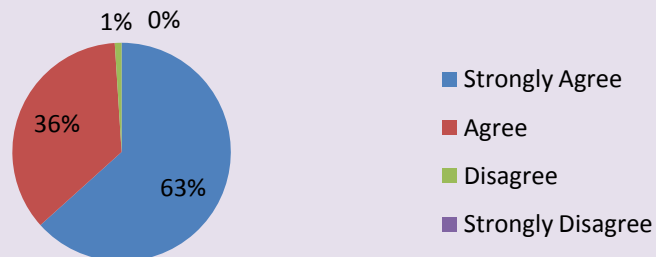



Dr. S. N. Shingote
PRINCIPAL
 ARTS, SCIENCE & COMMERCE COLLEGE
 KOLHAR, TAL. RAHATA, DIST. AHMEDNAGAR

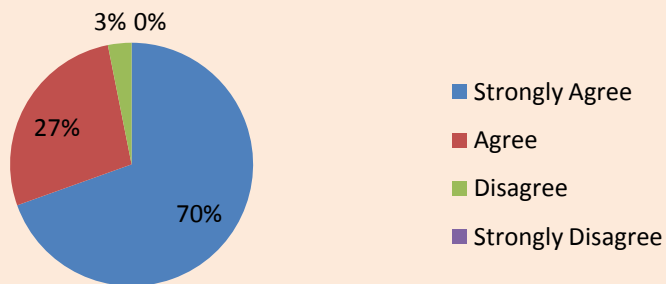
Student Feedback on Syllabus A.Y. 2020-21



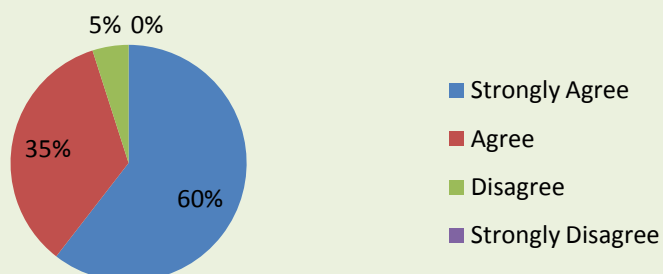
Teacher's Feedback on Syllabus A.Y. 2020-21



Alumni Feedback on Syllabus A.Y. 2020-21



Employer's Feedback on Syllabus A.Y. 2020-21





LOKNETE DR. BALASAHEB VIKHE PATIL
(PADMA BHUSHAN AWARDEE)
PRAVARA RURAL EDUCATION SOCIETY

ARTS, SCIENCE & COMMERCE COLLEGE
KOLHAR

Tal. Rahata, Dist. Ahmednagar, Pin - 413 710
NAAC Accredited at 'A' Grade with CGPA 3.10

Action Taken Report on Feedback

Academic year: 2020-21

The institution collected the feedback on curriculum accepts and courses from Students, Alumni, Teachers and Employers. After analysis of feedback received from stakeholders, the committee forwarded analysis report to the IQAC for taking necessary actions. IQAC took the following required actions based on the analysis and suggestions. The principal reported ATR to College Development Committee. After discussion in the meeting, the ATR of Feedback was unanimously approved by the CDC.


Suggestions from Stakeholders	Action Taken by the Institute
To strengthen Police pre-recruitment training facilities	The suggestion was discussed in the IQAC meeting and it was decided that the Pravara Police Academy facility should also make available for students on Sunday.
Increase the copies of textbooks and reference books as per new CBCS pattern based syllabus in Library	The suggestions were discussed in the IQAC meeting and IQAC suggested to the Librarian to make budget provision to purchase the books as per new syllabus (w.e.f.2020-21).
Employers suggested to start the Employability and skill based Courses	It was decided to start new Certificate course from next academic year related with suggestion.
Alumni are interested to interact with the present students to share their thoughts.	The Suggestion was discussed in the IQAC meeting and it was decided that Alumni association should organize an interactive session of alumni with students.
To strengthen ICT based teaching learning facilities and make the provision of e-content	The suggestion given by the students was approved by the IQAC and reported it to ICT committee for implementation.

Conclusion

Thus, the feedback given by the Students, Alumni, Teachers and Employers were analyzed and suitable action was taken so as to satisfy the expectations of stakeholders.



Action Taken Report on Feedback Academic Year: 2020-21


Dr. S. N. Shingote
PRINCIPAL

ARTS, SCIENCE & COMMERCE COLLEGE
KOLHAR, TAL. RAHATA, DIST. AHMEDNAGAR

Academic Year 2019-20



LOKNETE DR. BALASAHEB VIKHE PATIL
(PADMA BHUSHAN AWARDEE)
PRAVARA RURAL EDUCATION SOCIETY

**ARTS, SCIENCE & COMMERCE COLLEGE
KOLHAR**

Tal. Rahata, Dist. Ahmednagar, Pin - 413 710
NAAC Accredited at 'A' Grade with CGPA 3.10

Feedback Analysis Report: 2019-20 (Students, Parents, Teachers, Alumni and Employers)

The institute aims to offer the best possible environment and learning experience to encourage students to perform to their full potential for academic achievement.

Students, teachers, parents and alumni play an important role in the evaluation, development and enhancement of the quality of this learning experience. Feedback from students, teachers, parents and alumni helps the college to evaluate how its service policies and make changes as per stakeholders requirements.

The Feedback Process has put an emphasis on the need for involvement of students in the quality assurance of higher education. Student involvement requires that students should act as a collaborators in, rather than merely passive receivers of, teaching and learning process.

All the stakeholders' feedback data was collected and analyzed as per the following tables of the academic year 2019-20.

Student feedback on Curricula

The responses received from the student respondents are presented in below table for the year 2019-20

Sr. No.	Questions	Very Good	Good	Satisfactory	Unsatisfactory	Total
1.	Depth of the course content including project work if any	372	159	31	3	565
	Percentage	65.84	28.14	5.49	0.53	100
2.	Extent of coverage of course	289	232	41	3	565
	Percentage	51.15	41.06	7.26	0.53	100
3.	Applicability / Relevance to real life situations:	289	202	72	2	565
	Percentage	51.15	35.75	12.74	0.35	100
4.	Learning value (in terms of knowledge, concepts, manual skills, analytical abilities and broadening perspectives	318	205	42	0	565
	Percentage	56.28	36.28	7.43	0.00	100
5.	Clarity and Relevance of textual reading material.	292	207	62	4	565
	Percentage	51.68	36.64	10.97	0.71	100
6.	The relevance of additional source material (Library)	287	205	71	2	565
	Percentage	50.80	36.28	12.57	0.35	100
7.	The extent of effort required by students:	282	219	54	10	565
	Percentage	49.91	38.76	9.56	1.77	100
8.	Overall rating:	345	184	36	0	565
	Percentage	61.06	32.57	6.37	0.00	100
	Average Total	309	202	51	3	565
	Average Percentage	54.73	35.69	9.05	0.53	100

Students Feedback on Curriculum:

The performance of student overall feedback was found that about highest 54.73 percent of student was feel very good, 35.69 percent student was feel good, 9.05 percent student was feel satisfactory and remaining only 0.53 percent student was feel unsatisfactory about Curriculum.

Students Feedback on Teacher

Sr. No	Name of the Staff	Subject/ Dept.	Overall Remark
1.	Dr. Sopan N. Shingote	Geography	Very Good
2.	Dr. Vikhe Archana Anil	Commerce	Very Good
3.	Dr. Navale Bhausaheb Navnath	Hindi	Very Good
4.	Dr. Dalimbe Sopan Nivrutti	Geography	Very Good
5.	Dr. Bidgar Ashok Dhondiba	History	Very Good
6.	Dr. Wadmare Rajendra Laxman	Marathi	Very Good
7.	Dr. Rudrakshe Chandrakant Dashrath	Marathi	Very Good
8.	Dr. Tupe Pravin Tulshiram	Hindi	Very Good
9.	Mr. Vikhe Parmeshwar Bhausaheb	English	Very Good
10.	Mr. Mali Rakesh Shravan	English	Very Good
11.	Dr. Deshmukh Ganesh Ramchandra	Economics	Very Good
12.	Mr. Auti Pandurang Shivaji	Political Science	Very Good
13.	Dr. Kharde Vijay Abasaheb	Commerce	Very Good
14.	Mr. Dighe Vijay Gangadhar	Commerce	Very Good
15.	Dr. Dighe Ranjana Anil	Commerce	Very Good
16.	Mr. Gholap Sagar Balasaheb	Commerce	Very Good
17.	Dr. Pulate Prakash Dagadu	Zoology	Very Good
18.	Mrs. Hukare Pooja M.	Zoology	Good
19.	Mr. Kadu Vinod Raosaheb	Chemistry	Very Good
20.	Mr. Kharde Amol Karbhari	Chemistry	Very Good
21.	Mrs. Mhaske Amruta Kakasaheb	Chemistry	Very Good
22.	Mrs. Gaikwad Rani Jagannath	Chemistry	Very Good
23.	Miss. Raut Kavita Keshav	Chemistry	Good
24.	Mr. Waditake Sachin K.	Chemistry	Very Good
25.	Mr. Dighe Sharad B.	Chemistry	Very Good
26.	Mr. Pathan Ashif Salim	Physics	Very Good
27.	Dr. Vikhe Pratibha Sopan	Botany	Very Good
28.	Mrs. Sonawane Yogita Sitaram	Botany	Very Good
29.	Miss. Tambe Shradha S.	Mathematics	Very Good
30.	Mr. R.V. Ubale	Physical Education	Good
31.	Mr. R. D. Ghogare	Chemistry	Good

Students' Overall Evaluation of Programme and Teaching

Que. No.	Questions	Very Good	Good	Satisfactory	Unsatisfactory	Total
1.	The syllabus was?	96	23	17	0	136
	Percentage	70.59	16.91	12.50	0.00	100
2.	Your background for benefiting from the course was?	73	50	13	0	136
	Percentage	53.68	36.76	9.56	0.00	100
3.	Was the course conceptually difficult to understand?	73	49	14	0	136
	Percentage	53.68	36.03	10.29	0.00	100
4.	How much of the syllabus was covered in a class?	92	36	8	0	136
	Percentage	67.65	26.47	5.88	0.00	100
5.	What is your opinion the library material for the course?	82	31	23	0	136
	Percentage	60.29	22.79	16.91	0.00	100
6.	Were you able to get the prescribed readings?	84	37	13	2	136
	Percentage	61.76	27.21	9.56	1.47	100
7.	How well did the teacher prepare for the class?	85	46	5	0	136
	Percentage	62.50	33.82	3.68	0.00	100
8.	How well was the teacher able to communicate?	89	27	20	0	136
	Percentage	65.44	19.85	14.71	0.00	100
9.	Did the teacher encourage student participation in class?	91	39	4	2	136
	Percentage	66.91	28.68	2.94	1.47	100
10.	If yes, which of the following methods were used?	80	45	11	0	136
	Percentage	58.82	33.09	8.09	0.00	100
11.	How helpful was the teacher in advising?	114	19	1	2	136
	Percentage	83.82	13.97	0.74	1.47	100
12.	How was the teacher	116	13	0	7	136
	Percentage	85.29	9.56	0.00	5.15	100
13.	Did the internal assessment work?	100	24	12	0	136
	Percentage	73.53	17.65	8.82	0.00	100
14.	What effect do you think the internal assessment will have on your course grade?	108	21	3	4	136
	Percentage	79.41	15.44	2.21	2.94	100
15.	How did the teacher provide feedback on	84	30	22	0	136

	your performance?					
	Percentage	61.76	22.06	16.18	0.00	100
16.	Were your assignments discussed with you?	114	22	0	0	136
	Percentage	83.82	16.18	0.00	0.00	100
17.	Were you provided with a course and lecture outline at the beginning?	115	21	0	0	136
	Percentage	84.56	15.44	0.00	0.00	100
18.	Was it helpful?	116	20	0	0	136
	Percentage	85.29	14.71	0.00	0.00	100
19.	Was it followed?	109	27	0	0	136
	Percentage	80.15	19.85	0.00	0.00	100
20.	Was there any opportunity for personal interaction with teachers?	105	25	5	1	136
	Percentage	77.21	18.38	3.68	0.74	100
21.	Was there any opportunity for small group work?	85	36	7	8	136
	Percentage	62.50	26.47	5.15	5.88	100
22.	Were outsider experts invited to address you?	92	32	4	8	136
	Percentage	67.65	23.53	2.94	5.88	100
23.	Did you visit industries, banks and outside Universities?	80	42	11	3	136
	Percentage	58.82	30.88	8.09	2.21	100
	Average Total	94.91	31.09	8.39	1.61	136.00
	Average Percentage	69.79	22.86	6.17	1.18	100

Students Feedback Report:

The performance of student feedback was found that about highest 69.79 percent of student was feel very good, 22.86 percent student was feel good, 6.17 percent student was feel satisfactory and remaining only 1.18 percent student was feel unsatisfactory about overall Teaching and Learning.

Parents' feedback-

The responses received from the parent respondents are presented in below table for the year 2019-20

Que. no.	Questions	Very Good	Good	Satisfactory	Unsatisfactory	Total
1	Admission procedure.	48	26	1	0	75
	Percentage	64.00	34.67	1.33	0.00	100
2	Infrastructure and Laboratory facilities available in the college	40	35	0	0	75
	Percentage	53.33	46.67	0.00	0.00	100
3	Work culture observed in Teaching and Non-teaching staff of College	47	26	2	0	75
	Percentage	62.67	34.67	2.67	0.00	100

4	Canteen facilities in the campus	34	37	4	0	75
	Percentage	45.33	49.33	5.33	0.00	100
5	Library facilities in the college	43	31	1	0	75
	Percentage	57.33	41.33	1.33	0.00	100
6	Do you think that the syllabus of your ward having current content?	41	31	3	0	75
	Percentage	54.67	41.33	4.00	0.00	100
7	Does the Syllabus incorporate computer skills and other soft skills needed for employment?	45	26	4	0	75
	Percentage	60.00	34.67	5.33	0.00	100
8	Do you think that the college environment is conducive for the overall development of your ward?	49	25	1	0	75
	Percentage	65.33	33.33	1.33	0.00	100
9	Use of information and communication technology in the college	45	27	3	0	75
	Percentage	60.00	36.00	4.00	0.00	100
10	Academic discipline.	38	33	4	0	75
	Percentage	50.67	44.00	5.33	0.00	100
11	Improvement in soft skills, knowledge, ethics, morality, observed by you in your ward while studying in the college.	48	24	3	0	75
	Percentage	64.00	32.00	4.00	0.00	100
12	Sports facilities in college campus.	33	37	5	0	75
	Percentage	44.00	49.33	6.67	0.00	100
13	Overall rating of the college.	49	24	2	0	75
	Percentage	65.33	32.00	2.67	0.00	100
	Average Total	43.08	29.38	2.54	0.00	75
	Average Percentage	57.44	39.18	3.38	0.00	100

Parents Feedback Report:

The performance of parent feedback was found that about highest 57.43 percent of parent was feel very good, 39.17 percent parent was feel good, 3.38 percent parent was feel **Satisfactory** about college facilities.

Teachers Feedback-

The responses received from the teacher respondents are presented in below table for the year 2019-20

Que. no.	Questions	Strongly Agree	Agree	Disagree	Strongly Disagree	Total
1	The administration is teacher friendly.	24	9	0	0	33
	Percentage	72.73	27.27	0.00	0.00	100
2	The college provides adequate opportunities and support to faculty members for upgrading their skills and qualifications	12	21	0	0	33
	Percentage	36.36	63.64	0.00	0.00	100
3	The environment in the college is conducive to teaching and research.	19	14	0	0	33
	Percentage	57.58	42.42	0.00	0.00	100
4	Teacher has the freedom to take on new techniques/strategies of tests and assessments.	21	12	0	0	33
	Percentage	63.64	36.36	0.00	0.00	100
5	The courses/ Syllabi designed and taught have good balance between theory and application.	18	15	0	0	33
	Percentage	54.55	45.45	0.00	0.00	100
6	The books/journals etc. approved/listed as reference materials are appropriate updated and cover the total Syllabi.	16	13	4	0	33
	Percentage	48.48	39.39	12.12	0.00	100
7	Prescribed books are available in sufficient number in the library.	15	14	3	1	33
	Percentage	45.45	42.42	9.09	3.03	100
8	Tests and examinations are conducted well in time with proper coverage of the syllabus.	23	9	1	0	33
	Percentage	69.70	27.27	3.03	0.00	100
9	ICT facilities in the college are adequate and satisfactory.	19	13	1	0	33
	Percentage	57.58	39.39	3.03	0.00	100
10	Separate space for teachers in the college canteen is available.	15	18	0	0	33
	Percentage	45.45	54.55	0.00	0.00	100
11	Toilets and washrooms are clean and properly maintained.	11	20	1	1	33
	Percentage	33.33	60.61	3.03	3.03	100

12	The classrooms are clean and well maintained.	19	14	0	0	33
	Percentage	57.58	42.42	0.00	0.00	100
13	Staff welfare schemes are in function	18	14	1	0	33
	Percentage	54.55	42.42	3.03	0.00	100
	Average Total	17.69	14.31	0.85	0.15	33
	Average Percentage	53.61	43.36	2.56	0.47	100

Teachers Feedback Report:

The performance of teacher feedback was found that about highest **53.61** percent of teacher was strongly agree, **43.36** percent teacher was agree, **2.56** percent teacher was disagree, and remaining only **0.47** percent teacher was strongly disagree about syllabus and facilities.

Alumni Feedback-

Our alumni feedback is valuable for us as it provides inputs regarding improvement in facilities. We appeal our alumni to provide their sincere feedback to us through prescribed forms, emails and during alumni meets on the infrastructure, library and teaching faculty of the college. Based on the comments of the alumni, the analysis is carried out as follows:

The responses received from the alumni respondents are presented in the following table.

Que. no.	Parameters	Very Good	Good	Satisfactory	Unsatisfactory	Total
1	How would you rate the curriculum prescribed for your degree during your term in the college?	50	24	1	0	75
	Percentage	66.67	32.00	1.33	0.00	100
2	Does the Curriculum give you sufficient & necessary knowledge with respect to future career opportunities?	35	37	3	0	75
	Percentage	46.67	49.33	4.00	0.00	100
3	Does the curriculum have good balance between theory and applications?	49	19	6	1	75
	Percentage	65.33	25.33	8.00	1.33	100
4	Infrastructure and Laboratory facilities available in the college?	42	26	6	1	75
	Percentage	56.00	34.67	8.00	1.33	100
5	How do you rate the Teaching staff of the College?	47	20	8	0	75
	Percentage	62.67	26.67	10.67	0.00	100
6	How do you rate the Non-teaching Staff of the college?	38	29	6	2	75
	Percentage	50.67	38.67	8.00	2.67	100

7	How would you rate the motivation created by the syllabus to pursue post graduation/research in the particular topic?	38	29	8	0	75
	Percentage	50.67	38.67	10.67	0.00	100
8	How would you rate the following academic initiatives taken by the college to improve your competence as student?	51	17	7	0	75
	Percentage	68.00	22.67	9.33	0.00	100
9	How do you rate availability of reference and text books at the library?	28	34	13	0	75
	Percentage	37.33	45.33	17.33	0.00	100
10	How do you rate the Sports facilities in the Campus?	40	27	8	0	75
	Percentage	53.33	36.00	10.67	0.00	100
11	Overall rating of the college.	44	27	4	0	75
	Percentage	58.67	36.00	5.33	0.00	100
	Average Total	42.00	26.27	6.36	0.36	75
	Average Percentage	56.00	35.03	8.48	0.48	100

Alumni Feedback Report:

The performance of alumni feedback was found that about highest 56.00 percent of alumni was feel very good, 35.03 percent alumni was feel good, 8.48 percent alumni was feel Satisfactory, 0.48 percent alumni was feel unsatisfactory about infrastructure and other facilities.

Employers Feedback-

The responses received from the Employer respondents are presented in below table for the year 2019-20

Que. No.	Questions	Opinions				Total
		Strongly Agree	Agree	Strongly Disagree	Disagree	
1	The course objectives are well defined and the modules are logically structured.	4	1	0	0	5
	Percentage	80.00	20.00	0.00	0.00	100
2	Does the curriculum have good balance between theory and applications?	4	0	1	0	5
	Percentage	80.00	0.00	20.00	0.00	100
3	Does the curriculum have enough content for a student to acquire sufficient knowledge to secure a subject related job?	5	0	0	0	5
	Percentage	100.00	0.00	0.00	0.00	100

4	Incorporates computer skills and other soft skills needed for employment.	3	1	1	0	5
	Percentage	60.00	20.00	20.00	0.00	100
5	Does the syllabus have content for developing skills to handle work place problems?	5	0	0	0	5
	Percentage	100.00	0.00	0.00	0.00	100
6	Does the syllabus create interest to students to pursue research in a particular topic?	4	1	0	0	5
	Percentage	80.00	20.00	0.00	0.00	100
7	Includes project/dissertation/in-plant training/field visit for real-life experiential Learning.	3	1	1	0	5
	Percentage	60.00	20.00	20.00	0.00	100
8	Provides scope for acquiring employable and entrepreneurship skills.	4	1	0	0	5
	Percentage	80.00	20.00	0.00	0.00	100
9	The curriculum and non-curricular initiatives taken up by Institute has helped the students to attain the required competency level	4	1	0	0	5
	Percentage	80.00	20.00	0.00	0.00	100
10	Curriculum includes human values and ethics.	3	1	1	0	5
	Percentage	60.00	20.00	20.00	0.00	100
	Average Total	4	1	0	0	5
	Average Percentage	70.00	12.00	8.00	0.00	100

Employers Feedback Report:

The performance of Employers feedback was found that about highest 68.33 percent of employer was strongly agree, 15.00 percent employer was agree, 6.67 percent employer was disagree about syllabus.




PRINCIPAL
 Arts, Science & Commerce College
 Kolhar, Tal. Rahata, Dist. Ahmednagar.



LOKNETE DR. BALASAHEB VIKHE PATIL
(PADMA BHUSHAN AWARDEE)
PRAVARA RURAL EDUCATION SOCIETY

**ARTS, SCIENCE & COMMERCE COLLEGE
KOLHAR**

Tal. Rahata, Dist. Ahmednagar, Pin - 413 710
NAAC Accredited at 'A' Grade with CGPA 3.10

Action taken Report

Academic year:2019-20

Sr. No.	Name of the Stakeholder	Suggestion/Feedback	Action Taken by the Institute
1.	Student	The internet and Wi-Fi facility should be extended for more area of campus.	College had initiated to start the Wi-Fi and high speed internet facility at more area of campus
		Available the open Gym facility for students on Sunday.	The suggestions were discussed in the CDC meeting and it was decided that the open Gym facility also available for students on Sunday.
2.	Teacher	Increase more Books as per new CBCS pattern syllabus in Library	Books as per new CBCS pattern syllabus has purchased and available for the students in the Library.
3.	Parent	Campus interview should arrange in College campus	The suggestions discussed in IQAC meeting, The feedback communicate to Career Guidance and Placement Cell. And decide to organize Campus interview from next academic year.
4.	Alumni	To motivate students for preparation of various competitive examination.	The suggestions discussed in IQAC meeting, It was decided that the college has Teacher Guardian Scheme. All the teachers are suggested to take efforts and motivate students for preparation of various competitive exams through Teacher Guardian Scheme.
5.	Employer	To arrange motivational speeches of Eminent person from the Industries for students.	College has decided to organize motivational speeches of Eminent person from the Industries for students.




Hc PRINCIPAL
Arts, Science & Commerce College
Kolhar, Tal. Rahata, Dist. Ahmednagar.

Action taken Report: 2019-20

Academic Year 2018-19

Pravara Rural Education Society's
ARTS, SCIENCE AND COMMERCE COLLEGE, KOLHAR
Tal. Rahata, Dist. Ahmednagar, PIN- 413 710

Feedback Analysis Report

Academic year: 2018-19

(Students, Parents, Teachers, Alumni and Employers)

The institute aims to offer the best possible environment and learning experience to encourage students to perform to their full potential for academic achievement.

Students, teachers, parents and alumni play an important role in the evaluation, development and enhancement of the quality of this learning experience. Feedback from students, teachers, parents and alumni helps the college to evaluate how its service policies and make changes as per stakeholders requirements.

The Feedback Process has put an emphasis on the need for involvement of students in the quality assurance of higher education. Student involvement requires that students should act as a collaborators in, rather than merely passive receivers of, teaching and learning process.

All the stakeholders' feedback data was collected and analyzed as per the following tables of the academic year 2018-19.

Student feedback on Curricula

The responses received from the student respondents are presented in below table for the year 2018-19

Sr. No.	Questions	Opinions				Total
		Very Good	Good	Satisfactory	Unsatisfactory	
1	Depth of course content including project work	333	125	50	12	520
	Percentage	63.57	25.15	9.20	2.09	100
2	Extent of coverage of course	280	168	53	19	520
	Percentage	53.60	32.20	10.73	3.47	100
3	Applicability/ relevance to real life situations	288	152	54	26	520
	Percentage	54.98	29.69	10.16	5.18	100
4	Learning values	292	158	47	23	520
	Percentage	55.98	30.68	9.14	4.21	100
5	Clarity and relevance of textual	299	157	46	18	520
	Percentage	57.57	29.79	9.46	3.19	100
6	Relevance of additional source material(library)	297	159	45	19	520
	Percentage	57.89	30.66	7.87	3.58	100
7	Extent of effort required by students	293	169	42	16	520
	Percentage	56.28	32.06	8.45	3.21	100

8	Overall rating	327	140	36	17	520
	Percentage	64.12	25.99	6.71	3.18	100
	Average Total	301	154	47	19	520
	Average Percentage	58.00	29.53	8.96	3.51	100

Students Feedback on Curriculum Report:

The performance of student overall feedback was found that about highest 58.00 percent of student was feel very good, 29.53 percent student was feel good, 8.96 percent student was feel satisfactory and remaining only 3.51 percent student was feel unsatisfactory about Curriculum.

Students Feedback on Teacher

Sr. No.	Name of the Staff	Subject/ Dept.	Overall Remark
1.	Dr. Vikhe Archana Anil	Commerce	Very Good
2.	Dr. Sopan N. Shingote	Geography	Very Good
3.	Dr. Navale Bhausheb Navnath	Hindi	Very Good
4.	Dr. Dalimbe Sopan Nivrutti	Geography	Very Good
5.	Dr. Bidgar Ashok Dhondiba	History	Very Good
6.	Dr. Wadmare Rajendra Laxman	Marathi	Very Good
7.	Dr. Rudrakshe Chandrakant Dashrath	Marathi	Very Good
8.	Dr. Tupe Pravin Tulshiram	Hindi	Very Good
9.	Mr. Vikhe Parmeshwar Bhausheb	English	Very Good
10.	Mr. Mali Rakesh Shravan	English	Very Good
11.	Dr. Deshmukh Ganesh Ramchandra	Economics	Very Good
12.	Mr. Auti Pandurang Shivaji	Political Science	Very Good
13.	Dr. Kharde Vijay Abasaheb	Commerce	Very Good
14.	Mr. Dighe Vijay Gangadhar	Commerce	Very Good
15.	Dr. Dighe Ranjana Anil	Commerce	Very Good
16.	Mr. Gholap Sagar Balasaheb	Commerce	Very Good
17.	Dr. Pulate Prakash Dagadu	Zoology	Very Good
18.	Mrs. Hukare Pooja M.	Zoology	Good
19.	Mr. Kadu Vinod Raosaheb	Chemistry	Very Good
20.	Mr. Kharde Amol Karbhari	Chemistry	Very Good
21.	Mrs. Mhaske Amruta Kakasaheb	Chemistry	Very Good
22.	Mrs. Gaikwad Rani Jagannath	Chemistry	Very Good
23.	Miss. Raut Kavita Keshav	Chemistry	Good
24.	Mr. Waditake Sachin K.	Chemistry	Very Good

25.	Mr. Dighe Sharad B.	Chemistry	Very Good
26.	Mr. Pathan Ashif Salim	Physics	Very Good
27.	Dr. Vikhe Pratibha Sopan	Botany	Very Good
28.	Mrs. Sonawane Yogita Sitaram	Botany	Very Good
29.	Miss.Tambe Shradha S.	Mathematics	Very Good
30.	Mr. R.V. Ubale	Physical Education	Good
31.	Mr. R. D. Ghogare	Chemistry	Good

Students' Overall Evaluation of Programme and Teaching

Que. no.	Questions	Very Good	Good	Satisfactory	Unsatisfactory	Total
1.	The syllabus was?	94	20	16	0	130
	Percentage	72.31	15.38	12.31	0.00	100
2.	Your background for benefiting from the course was?	95	18	16	1	130
	Percentage	73.08	13.85	12.31	0.77	100
3.	Was the course conceptually difficult to understand?	90	30	10	0	130
	Percentage	69.23	23.08	7.69	0.00	100
4.	How much of the syllabus was covered in a class?	94	21	15	0	130
	Percentage	72.31	16.15	11.54	0.00	100
5.	What is your opinion the library material for the course?	96	21	10	3	130
	Percentage	73.85	16.15	7.69	2.31	100
6.	Were you able to get the prescribed readings?	100	10	15	5	130
	Percentage	76.92	7.69	11.54	3.85	100
7.	How well did the teacher prepare for the class?	98	21	11	0	130
	Percentage	75.38	16.15	8.46	0.00	100
8.	How well was the teacher able to communicate?	102	7	14	7	130
	Percentage	78.46	5.38	10.77	5.38	100
9.	Did the teacher encourage student participation in class?	88	30	10	2	130
	Percentage	67.69	23.08	7.69	1.54	100
10.	If yes, which of the following methods were used?	80	30	15	5	130
	Percentage	61.54	23.08	11.54	3.85	100

11.	How helpful was the teacher in advising?	110	13	0	7	130
	Percentage	84.62	10.00	0.00	5.38	100
12.	How was the teacher	104	18	8	0	130
	Percentage	80.00	13.85	6.15	0.00	100
13.	Did the internal assessment work?	107	17	0	6	130
	Percentage	82.31	13.08	0.00	4.62	100
14.	What effect do you think the internal assessment will have on your course grade?	97	21	7	5	130
	Percentage	74.62	16.15	5.38	3.85	100
15.	How did the teacher provide feedback on your performance?	107	12	11	0	130
	Percentage	82.31	9.23	8.46	0.00	100
16.	Were your assignments discussed with you?	100	14	12	4	130
	Percentage	76.92	10.77	9.23	3.08	100
17.	Were you provided with a course and lecture outline at the beginning?	121	9	0	0	130
	Percentage	93.08	6.92	0.00	0.00	100
18.	Was it helpful?	95	21	7	7	130
	Percentage	73.08	16.15	5.38	5.38	100
19.	Was it followed?	102	24	2	2	130
	Percentage	78.46	18.46	1.54	1.54	100
20.	Was there any opportunity for personal interaction with teachers?	101	13	14	2	130
	Percentage	77.69	10.00	10.77	1.54	100
21.	Was there any opportunity for small group work?	109	3	11	7	130
	Percentage	83.85	2.31	8.46	5.38	100
22.	Were outsider experts invited to address you?	70	27	16	17	130
	Percentage	53.85	20.77	12.31	13.08	100
23.	Did you visit industries, banks and outside Universities?	114	12	2	2	130
	Percentage	87.69	9.23	1.54	1.54	100
	Average Total	99	18	10	4	130
	Average Percentage	76.05	13.78	7.42	2.74	100.00

Students Overall Feedback Report:

The performance of student overall feedback was found that about highest 76.05 percent of student was feel very good, 13.78 percent student was feel good, 7.42 percent student was feel satisfactory and remaining only 2.74 percent student was feel unsatisfactory about overall Teaching and Learning.

Parents feedback-

The responses received from the parent respondents are presented in below table for the year 2018-19

Que. no.	Questions	Very Good	Good	Satisfactory	Unsatisfactory	Total
1	Admission procedure.	44	25	0	1	70
	Percentage	62.86	35.71	0.00	1.43	100
2	Infrastructure and Laboratory facilities available in the college	35	30	5	0	70
	Percentage	50.00	42.86	7.14	0.00	100
3	Work culture observed in Teaching and Non-teaching staff of College	45	22	2	1	70
	Percentage	64.29	31.43	2.86	1.43	100.0
4	Canteen facilities in the campus	33	28	7	2	70
	Percentage	47.14	40.00	10.00	2.86	100.0
5	Library facilities in the college	40	25	4	1	70
	Percentage	57.14	35.71	5.71	1.43	100.0
6	Do you think that the syllabus of your ward having current content?	38	28	4	0	70
	Percentage	54.29	40.00	5.71	0.00	100
7	Does the Syllabus incorporate computer skills and other soft skills needed for employment?	46	22	2	0	70
	Percentage	65.71	31.43	2.86	0.00	100
8	Do you think that the college environment is conducive for the overall development of your ward?	48	20	2	0	70
	Percentage	68.57	28.57	2.86	0.00	100.0
9	Use of information and communication technology in the college	44	24	2	0	70
	Percentage	60	36	4	0	100
10	Academic discipline.	39	30	1	0	70
	Percentage	55.71	42.86	1.43	0.00	100
11	Improvement in soft skills, knowledge, ethics, morality, observed by you in your ward	47	20	3	0	70

	while studying in the college.					
	Percentage	67.14	28.57	4.29	0.00	100
12	Sports facilities in college campus.	34	33	3	0	70
	Percentage	48.57	47.14	4.29	0.00	100
13	Overall rating of the college.	45	22	3	0	70
	Percentage	64.29	31.43	4.29	0.00	100
	Average Total	41.38	25.31	2.92	0.38	70.00
	Average Percentage	58.90	36.29	4.26	0.55	100.00

Parents Feedback Report:

The performance of parent feedback was found that about highest 58.90 percent of parent was feel very good, 36.29 percent parent was feel good, 4.26 percent parent was feel Satisfactory and 0.55 percent parent feel unsatisfactory about college facilities.

Teachers Feedback-

The responses received from the teacher respondents are presented in below table for the year 2018-19

Que. no.	Questions	Strongly Agree	Agree	Disagree	Strongly Disagree	Total
1	The administration is teacher friendly.	24	9	0	0	33
	Percentage	72.7	27.3	0.0	0.0	100.0
2	The college provides adequate opportunities and support to faculty members for upgrading their skills and qualifications	21	8	2	2	33
	Percentage	63.6	24.2	6.1	6.1	100.0
3	The environment in the college is conducive to teaching and research.	15	13	2	0	30
	Percentage	50.0	43.3	6.7	0.0	100.0
4	Teacher has the freedom to take on new techniques/strategies of tests and assessments.	26	4	3	0	33
	Percentage	78.8	12.1	9.1	0.0	100.0
5	The courses/ Syllabi designed and taught have good balance between theory and application.	27	3	3	0	33
	Percentage	81.8	9.1	9.1	0.0	100.0

6	The books/journals etc. approved/listed as reference materials are appropriate updated and cover the total Syllabi.	25	6	2	0	33
	Percentage	75.8	18.2	6.1	0.0	100.0
7	Prescribed books are available in sufficient number in the library.	24	7	2	0	33
	Percentage	72.7	21.2	6.1	0.0	100.0
8	Tests and examinations are conducted well in time with proper coverage of the syllabus.	27	3	3	0	33
	Percentage	81.8	9.1	9.1	0.0	100.0
9	ICT facilities in the college are adequate and satisfactory.	29	3	1	0	33
	Percentage	87.9	9.1	3.0	0.0	100.0
10	Separate space for teachers in the college canteen is available.	27	3	3	0	33
	Percentage	81.8	9.1	9.1	0.0	100.0
11	Toilets and washrooms are clean and properly maintained.	30	3	0	0	33
	Percentage	90.9	9.1	0.0	0.0	100.0
12	The classrooms are clean and well maintained.	24.0	9.0	0.0	0.0	33.0
	Percentage	72.7	27.3	0.0	0.0	100.0
13	Staff welfare schemes are in function	28	2	3	0	33
	Percentage	84.8	6.1	9.1	0.0	100.0
	Average Total	25	6	2	0	33
	Average Percentage	76.57	17.32	5.64	0.47	100

Teachers Feedback Report:

The performance of teacher feedback was found that about highest **76.57** percent of teacher was strongly agree, **17.32** percent teacher was agree, **5.64** percent teacher was disagree, and remaining only **0.47** percent teacher was strongly disagree about syllabus and facilities.

Alumni Feedback-

Our alumni feedback is valuable for us as it provides inputs regarding improvement in facilities. We appeal our alumni to provide their sincere feedback to us through prescribed forms, emails and during alumni meets on the infrastructure, library and teaching faculty of the college. Based on the comments of the alumni, the analysis is carried out as follows:

The responses received from the alumni respondents are presented in the following table.

Que. no.	Parameters	Very Good	Good	Satisfactory	Unsatisfactory	Total
1	How would you rate the curriculum prescribed for your degree during your term in the college?	28	14	2	1.000	45
	Percentage	62.22	31.11	4.44	2.22	100.00
2	Does the Curriculum give you sufficient & necessary knowledge with respect to future career opportunities?	30	10	4	1.00	45
	Percentage	66.67	22.22	8.89	2.22	100.00
3	Does the curriculum have good balance between theory and applications?	25	17	3	0.00	45
	Percentage	55.56	37.78	6.67	0.00	100.00
4	Infrastructure and Laboratory facilities available in the college?	26	15	2	2	45
	Percentage	57.78	33.33	4.44	4.44	100.00
5	How do you rate the Teaching staff of the College?	31	14	0	0	45
	Percentage	68.89	31.11	0.00	0.00	100.00
6	How do you rate the Non-teaching Staff of the college?	22	20	3	0	45
	Percentage	48.89	44.44	6.67	0.00	100.00
7	How would you rate the motivation created by the syllabus to pursue post graduation/ research in the particular topic?	25	17	3	0	45
	Percentage	55.56	37.78	6.67	0.00	100.00
8	How would you rate the following academic initiatives taken by the college to improve your competence as student?	23	14	7	1	45
	Percentage	51.11	31.11	15.56	2.22	100.00
9	How do you rate availability of reference and Text books at the library?	27	16	2	0	45
	Percentage	60.00	35.56	4.44	0.00	100.00
10	How do you rate the Sports facilities in the Campus?	19	22	4	0	45
	Percentage	42.22	48.89	8.89	0.00	100.00
11	Overall rating of the college.	26	19	0	0	45
	Percentage	57.78	42.22	0.00	0.00	100.00
	Average Total	25.64	16.18	2.73	0.45	45
	Average Percentage	56.97	35.96	6.06	1.01	100.00

Alumni Feedback Report:

The performance of alumni feedback was found that about highest 56.97 percent of alumni was feel very good, 35.96 percent alumni was feel good, 6.06 percent alumni was feel Satisfactory, 1.01 percent alumni was feel unsatisfactory about infrastructure and other facilities.

Employers Feedback-

The responses received from Employer respondents are presented in below table for the year 2018-19

Que. No.	Questions	Opinions				Total
		Strongly Agree	Agree	Strongly Disagree	Disagree	
1	The course objectives are well defined and the modules are logically structured.	4	1	1	0	6
	Percentage	66.67	16.67	16.67	0.00	100
2	Does the curriculum have good balance between theory and applications?	5	0	1	0	6
	Percentage	83.33	0.00	16.67	0.00	100
3	Does the curriculum have enough content for a student to acquire sufficient knowledge to secure a subject related job?	4	2	0	0	6
	Percentage	66.67	33.33	0.00	0.00	100
4	Incorporates computer skills and other soft skills needed for employment.	5	1	0	0	6
	Percentage	83.33	16.67	0.00	0.00	100
5	Does the syllabus have content for developing skills to handle work place problems?	4	1	1	0	6
	Percentage	66.67	16.67	16.67	0.00	100
6	Does the syllabus create interest to students to pursue research in a particular topic?	5	1	0	0	6
	Percentage	83.33	16.67	0.00	0.00	100
7	Includes project/dissertation/in-plant training/field visit for real-life experiential Learning.	4	0	2	0	6
	Percentage	66.67	0.00	33.33	0.00	100
8	Provides scope for acquiring employable and entrepreneurship skills.	4	1	1	0	6
	Percentage	66.67	16.67	16.67	0.00	100
9	The curriculum and non-curricular initiatives taken up by Institute has helped the students to attain the required competency level	5	1	0	0	6
	Percentage	83.33	16.67	0.00	0.00	100
10	Curriculum includes human values and ethics.	5	1	0	0	6

	Percentage	83.33	16.67	0.00	0.00	100.00
	Average Total	5	1	1	0	6
	Average Percentage	75.00	15.00	10.00	0.00	100

Employer Feedback on Curriculum Report:

The performance of Employer feedback was found that about highest 75.00 percent of Employer was strongly agree, 15.00 Employer was agree, 10.00 Employer was disagree about Curriculum.


Principal
PRINCIPAL
 ARTS, SCIENCE & COMMERCE COLLEGE
 KOLHAR, TAL. RAHATA, DIST. AHMEDNAGAR

Action Taken Report on Feedback
Academic year: 2018-19

The institution collected the feedback on curriculum, teaching-learning and academic facilities from Students, Alumni, Teachers, Parents and Employers. After analysis of feedback received from stakeholders, the committee forwarded analysis report to the IQAC for taking necessary actions. IQAC took the following required actions based on the analysis and suggestions. The principal reported ATR to College Development Committee. After discussion in the meeting, the ATR of Feedback was unanimously approved by the CDC.

Suggestions from Stakeholders	Action Taken by the Institute
Curriculum may be revised in some difficult subjects	The suggestion was communicated to the Head of departments, IQAC and principal for further action.
Employment needs related to the course	The placement cell strengthened to orient students about employment avenues and IQAC decided to start new certificate course.
To make available additional reading material in the library.	The suggestions were discussed in the IQAC meeting and IQAC suggested to the Librarian to provide the books through book bank facility.

Conclusion

Thus, the feedback given by the Students, Alumni, Teachers, Parents and Employers were analyzed and above action was taken so as to satisfy the expectations of stakeholders.


Principal
PRINCIPAL
ARTS, SCIENCE & COMMERCE COLLEGE
KOLHAR, TAL. RAHATA, DIST. AHMEDNAGAR

Academic Year 2017-18

Pravara Rural Education Society's
ARTS, SCIENCE & COMMERCE COLLEGE, KOLHAR
Tal. Rahata, Dist. Ahmednagar, PIN- 413 710

Feedback Analysis Report
Academic year: 2017-18
(Students, Parents, Teachers, Alumni and Employers)

The institute aims to offer the best possible environment and learning experience to encourage students to perform to their full potential for academic achievement.

Students, teachers, parents and alumni play an important role in the evaluation, development and enhancement of the quality of this learning experience. Feedback from students, teachers, parents and alumni helps the college to evaluate how its service policies and make changes as per stakeholders requirements.

The Feedback Process has put an emphasis on the need for involvement of students in the quality assurance of higher education. Student involvement requires that students should act as a collaborators in, rather than merely passive receivers of, teaching and learning process.

All the stakeholders' feedback data was collected and analyzed as per the following tables of the academic year 2017-18.

Student feedback on Curricula

The responses received from the student respondents are presented in below table for the year 2017-18

Que. No	Questions	Opinions				Total
		Very Good	Good	Satisfactory	Unsatisfactory	
1	Depth of course content including project work	305	126	50	14	495
	Percentage	62.93	24.72	9.94	2.42	100.00
2	Extent of coverage of course	249	148	71	27	495
	Percentage	50.26	29.88	14.85	5.01	100.00
3	Applicability/ relevance to real life situations	235	156	66	38	495
	Percentage	47.67	31.88	12.72	7.73	100.00
4	Learning values	271	142	55	27	495
	Percentage	55.05	28.25	11.58	5.12	100.00
5	Clarity and relevance of textual	268	139	59	29	495
	Percentage	55.21	26.60	11.73	6.46	100.00
6	Relevance of additional source material(library)	257	149	58	31	495
	Percentage	53.55	29.67	11.20	5.57	100.00
7	Extent of effort required by students	281	156	43	15	495
	Percentage	58.23	29.98	8.99	2.80	100.00

8	Overall rating	302	125	46	22	495
	Percentage	62.02	24.78	9.41	3.79	100.00
	Average Total	271	143	56	25	495
	Average Percentage	55.62	28.22	11.30	4.86	100.00

Students Feedback Curriculum Report:

The performance of student feedback was found that about highest 55.62 percent of student was feel very good, 28.22 percent student was feel good, 11.30 percent student was feel satisfactory and remaining only 4.86 percent student was feel unsatisfactory about curriculum.

Students Feedback on Teacher

Sr. No	Name of the Staff	Subject/ Dept.	Overall Remark
1.	Dr. Dalimbe Sopan Nivrutti	Geography	Very Good
2.	Mr. Bidgar Ashok Dhondiba	History	Very Good
3.	Dr. Salalkar Rajendra Laxman	Marathi	Very Good
4.	Dr. Landge Anil Ashok	Geography	Very Good
5.	Mr. Vikhe Parmeshwar Bhausaheb	English	Very Good
6.	Dr. Shinde Navnath Angad	Marathi	Very Good
7.	Dr. Vikhe Archana Anil	Commerce	Very Good
8.	Mr. Dighe Vijay Gangadhar	Commerce	Very Good
9.	Dr. Tupe Pravin Tulshiram	Hindi	Very Good
10.	Dr. Kharde Vijay Abasaheb	English	Very Good
11.	Dr. Navale Bhausaheb Navnath	Hindi	Very Good
12.	Dr. Deshmukh Ganesh Ramchandra	Economics	Very Good
13.	Mr. Mali Rakesh Shravan	English	Very Good
14.	Dr. Pulate Prakash Dagadu	Zoology	Very Good
15.	Mr. Kadu Vinod Raosaheb	Commerce	Very Good
16.	Mr. Pathan Asif Salim	Physics	Very Good
17.	Mr. Kharde Amol Karbhari	Zoology	Good
18.	Dr. Vikhe Pratibha Sopan	Botany	Very Good
19.	Miss. Mhaske Amruta Kakasaheb	Chemistry	Very Good
20.	Dr. Dighe Ranjana Anil	Commerce	Very Good
21.	Mr. Auti Pandurang Shivaji	Chemistry	Very Good
22.	Miss. Gaikwad Rani Jagannath	Chemistry	Good
23.	Prof. Sonawane Yogita Sitaram	Chemistry	Very Good
24.	Miss. Raut Kavita Keshav	Chemistry	Very Good
25.	Mr. Belkar Janardhan Ambadas	Mathematics	Very Good
26.	Mr. Waditke Sachin Kailas	Chemistry	Very Good
27.	Miss. Hukare Pooja Moreshwar	Zoology	Very Good

Students' Overall Evaluation of Programme and Teaching

Que. no.	Questions	Very Good	Good	Satisfactory	Unsatisfactory	Total
1	The syllabus was?	40	50	24	12	126

	Percentage	31.75	39.68	19.05	9.52	100
2	Your background for benefiting from the course was?	90	11	20	5	126
	Percentage	71.43	8.73	15.87	3.97	100
3	Was the course conceptually difficult to understand?	70	45	6	5	126
	Percentage	55.56	35.71	4.76	3.97	100
4	How much of the syllabus was covered in a class?	43	42	20	21	126
	Percentage	34.13	33.33	15.87	16.67	100
5	What is your opinion the library material for the course?	70	31	18	7	126
	Percentage	55.56	24.60	14.29	5.56	100
6	Were you able to get the prescribed readings?	81	31	10	4	126
	Percentage	64.29	24.60	7.94	3.17	100
7	How well did the teacher prepare for the class?	80	20	21	5	126
	Percentage	63.49	15.87	16.67	3.97	100
8	How well was the teacher able to communicate?	89	10	21	6	126
	Percentage	70.63	7.94	16.67	4.76	100
9	Did the teacher encourage student participation in class?	82	31	11	2	126
	Percentage	65.08	24.60	8.73	1.59	100
10	If yes, which of the following methods were used?	84	31	11	0	126
	Percentage	66.67	24.60	8.73	0.00	100
11	How helpful was the teacher in advising?	22	89	10	5	126
	Percentage	17.46	70.63	7.94	3.97	100
12	How was the teacher	104	21	1	0	126
	Percentage	82.54	16.67	0.79	0.00	100
13	Did the internal assessment work?	108	14	2	2	126
	Percentage	85.71	11.11	1.59	1.59	100
14	What effect do you think the internal assessment will have on your course grade?	95	24	2	5	126
	Percentage	75.40	19.05	1.59	3.97	100
15	How did the teacher provide feedback on your performance?	110	11	4	1	126

	Percentage	87.30	8.73	3.17	0.79	100
16	Were your assignments discussed with you?	102	10	10	4	126
	Percentage	80.95	7.94	7.94	3.17	100
17	Were you provided with a course and lecture outline at the beginning?	98	22	4	2	126
	Percentage	77.78	17.46	3.17	1.59	100
18	Was it helpful?	88	21	8	9	126
	Percentage	69.84	16.67	6.35	7.14	100
19	Was it followed?	81	25	18	2	126
	Percentage	64.29	19.84	14.29	1.59	100
20	Was there any opportunity for personal interaction with teachers?	78	24	19	5	126
	Percentage	61.90	19.05	15.08	3.97	100
21	Was there any opportunity for small group work?	87	13	21	5	126
	Percentage	69.05	10.32	16.67	3.97	100
22	Were outsider experts invited to address you?	45	39	24	18	126
	Percentage	35.71	30.95	19.05	14.29	100
23	Did you visit industries, banks and outside Universities?	98	11	15	2	126
	Percentage	77.78	8.73	11.90	1.59	100
	Average Total	80	27	13	6	126
	Average Percentage	63.66	21.60	10.35	4.38	100.00

Students Feedback Report:

The performance of student feedback was found that about highest 63.66 percent of student was feel very good, 21.60 percent student was feel good, 10.35 percent student was feel satisfactory and remaining only 4.38 percent student was feel unsatisfactory about overall Teaching and Learning.

Parents feedback-

The responses received from the parent respondents are presented in below table for the year 2017-18

Que. no.	Questions	Very Good	Good	Satisfactory	Unsatisfactory	Total
1	Admission procedure.	42	8	3	2	55
	Percentage	76.36	14.55	5.45	3.64	100
2	Infrastructure and Laboratory facilities available in the college	30	15	5	5	55
	Percentage	54.55	27.27	9.09	9.09	100

3	Work culture observed in Teaching and Non-teaching staff of College	25	27	2	1	55
	Percentage	45.45	49.09	3.64	1.82	100.0
4	Canteen facilities in the campus	31	21	3	0	55
	Percentage	56.36	38.18	5.45	0.00	100.0
5	Library facilities in the college	42	10	2	1	55
	Percentage	76.36	18.18	3.64	1.82	100.0
6	Do you think that the syllabus of your ward having current content?	21	28	4	2	55
	Percentage	38.18	50.91	7.27	3.64	100
7	Does the Syllabus incorporate computer skills and other soft skills needed for employment?	23	22	7	3	55
	Percentage	41.82	40.00	12.73	5.45	100
8	Do you think that the college environment is conducive for the overall development of your ward?	36	10	5	4	55
	Percentage	65.45	18.18	9.09	7.27	100.0
9	Use of information and communication technology in the college	31	24	0	0	55
	Percentage	60	36	4	0	100
10	Academic discipline.	21	30	3	1	55
	Percentage	38.18	54.55	5.45	1.82	100
11	Improvement in soft skills, knowledge, ethics, morality, observed by you in your ward while studying in the college.	10	35	7	3	55
	Percentage	18.18	63.64	12.73	5.45	100
12	Sports facilities in college campus.	40	10	3	2	55
	Percentage	72.73	18.18	5.45	3.64	100
13	Overall rating of the college.	21	31	3	0	55
	Percentage	38.18	56.36	5.45	0.00	100
	Average Total	29	21	4	2	55
	Average Percentage	52.45	37.31	6.88	3.36	100.00

Parents Feedback Report:

The performance of parent feedback was found that about highest 52.45 percent of parent was feel very good, 37.31 percent parent was feel good, 6.88 percent parent was feel Satisfactory and 3.36 percent parents fell unsatisfactory about college facilities.

Teachers Feedback-

The responses received from the teacher respondents are presented in below table for the year 2017-18

Que. no.	Questions	Strongly Agree	Agree	Disagree	Strongly Disagree	Total
----------	-----------	----------------	-------	----------	-------------------	-------

1	The administration is teacher friendly.	21	7	2	0	30
	Percentage	70.0	23.3	6.7	0.0	100.0
2	The college provides adequate opportunities and support to faculty members for upgrading their skills and qualifications	19	8	2	1	30
	Percentage	63.3	26.7	6.7	3.3	100.0
3	The environment in the college is conducive to teaching and research.	17	12	1	0	30
	Percentage	56.7	40.0	3.3	0.0	100.0
4	Teacher has the freedom to take on new techniques/strategies of tests and assessments.	24	4	2	0	30
	Percentage	80.0	13.3	6.7	0.0	100.0
5	The courses/ Syllabi designed and taught have good balance between theory and application.	27	1	2	0	30
	Percentage	90.0	3.3	6.7	0.0	100.0
6	The books/journals etc. approved/listed as reference materials are appropriate updated and cover the total Syllabi.	20	7	3	0	30
	Percentage	66.7	23.3	10.0	0.0	100.0
7	Prescribed books are available in sufficient number in the library.	22	4	3	1	30
	Percentage	73.3	13.3	10.0	3.3	100.0
8	Tests and examinations are conducted well in time with proper coverage of the syllabus.	26	2	2	0	30
	Percentage	86.7	6.7	6.7	0.0	100.0
9	ICT facilities in the college are adequate and satisfactory.	24	3	2	1	30
	Percentage	80.0	10.0	6.7	3.3	100.0
10	Separate space for teachers in the college canteen is available.	27	3	0	0	30
	Percentage	90.0	10.0	0.0	0.0	100.0
11	Toilets and washrooms are clean and properly maintained.	25	3	2	0	30
	Percentage	83.3	10.0	6.7	0.0	100.0
12	The classrooms are clean and well maintained.	12	18	0	0	30
	Percentage	40.0	60.0	0.0	0.0	100.0

13	Staff welfare schemes are in function	20	5	5	0	30
	Percentage	66.7	16.7	16.7	0.0	100.0
	Average Total	22	6	2	0	30
	Average Percentage	72.82	19.74	6.67	0.77	100.00

Teachers Feedback Report:

The performance of teacher feedback was found that about highest **72.82** percent of teacher was strongly agree, **19.74** percent teacher was agree, **6.67** percent teacher was disagree, and remaining only **0.77** percent teacher was strongly disagree about syllabus and facilities.

Alumni Feedback-

Our alumni feedback is valuable for us as it provides inputs regarding improvement in facilities. We appeal our alumni to provide their sincere feedback to us through prescribed forms, emails and during alumni meets on the infrastructure, library and teaching faculty of the college. Based on the comments of the alumni, the analysis is carried out as follows:

The responses received from the alumni respondents are presented in the following table.

Que.no.	Parametr	Very Good	Good	Satisfactory	Unsatisfactory	Total
1	How would you rate the curriculum prescribed for your degree during your term in the college?	21	14	2	1.0	38
	Percentage	55.26	36.84	5.26	2.63	100.00
2	Does the Curriculum give you sufficient & necessary knowledge with respect to future career opportunities?	24	10	3	1	38
	Percentage	63.16	26.32	7.89	2.63	100.00
3	Does the curriculum have good balance between theory and applications?	22	15	1	0	38
	Percentage	57.89	39.47	2.63	0.00	100.00
4	Infrastructure and Laboratory facilities available in the college?	25	9	3	1	38
	Percentage	65.79	23.68	7.89	2.63	100.00
5	How do you rate the Teaching staff of the College?	29	9	0	0	38
	Percentage	76.32	23.68	0.00	0.00	100.00
6	How do you rate the Non-teaching Staff of the college?	22	14	2	0	38
	Percentage	57.89	36.84	5.26	0.00	100.00
7	How would you rate the motivation created by the syllabus to pursue post	20	16	2	0	38

	graduation/ research in the particular topic?					
	Percentage	52.63	42.11	5.26	0.00	100.00
8	How would you rate the following academic initiatives taken by the college to improve your competence as student?	19	13	5	1	38
	Percentage	50.00	34.21	13.16	2.63	100.00
9	How do you rate availability of reference and Text books at the library?	21	12	4	1	38
	Percentage	55.26	31.58	10.53	2.63	100.00
10	How do you rate the Sports facilities in the Campus?	19	14	5	0	38
	Percentage	50.00	36.84	13.16	0.00	100.00
11	Overall rating of the college.	18	15	5	0	38
	Percentage	47.37	39.47	13.16	0.00	100.00
	Average Total	22	13	3	0	38
	Average Percentage	57.42	33.73	7.66	1.20	100.00

Alumni Feedback Report:

The performance of alumni feedback was found that about highest 57.42 percent of alumni was feel very good, 33.73 percent alumni was feel good, 7.66 percent alumni was feel Satisfactory, 1.20 percent alumni was feel unsatisfactory about infrastructure and other facilities.

Employers Feedback-

The responses received from Employer respondents are presented in below table for the year 2017-18

Sr. No.	Questions	Opinions				Total
		Strongly Agree	Agree	Strongly Disagree	Disagree	
1	The course objectives are well defined and the modules are logically structured.	3	1	1	0	5
	Percentage	30.00	10.00	10.00	0.00	100
2	Does the curriculum have good balance between theory and applications?	4	1	0	0	5
	Percentage	40.00	10.00	0.00	0.00	100
3	Does the curriculum have enough content for a student to acquire sufficient knowledge to secure a subject related job?	3	2	0	0	5
	Percentage	30.00	20.00	0.00	0.00	100
4	Incorporates computer skills and other soft skills needed for employment.	4	1	0	0	5
	Percentage	40.00	10.00	0.00	0.00	100
5	Does the syllabus have content for developing skills to handle work place	3	1	1	0	5

	problems?					
	Percentage	30.00	10.00	10.00	0.00	100
6	Does the syllabus create interest to students to pursue research in a particular topic?	4	1	0	0	5
	Percentage	40.00	10.00	0.00	0.00	100
7	Includes project/dissertation/in-plant training/field visit for real-life experiential Learning.	3	2	0	0	5
	Percentage	30.00	20.00	0.00	0.00	100
8	Provides scope for acquiring employable and entrepreneurship skills.	4	1	0	0	5
	Percentage	40.00	10.00	0.00	0.00	100
9	The curriculum and non-curricular initiatives taken up by Institute has helped the students to attain the required competency level	5	0	0	0	5
	Percentage	50.00	0.00	0.00	0.00	100
10	Curriculum includes human values and ethics.	4	1	0	0	5
	Percentage	40.00	10.00	0.00	0.00	100
	Average Total	4	1	0	0	5
	Average Percentage	37.00	11.00	2.00	0.00	100

Employer Feedback on Curriculum Report:

The performance of Employer feedback was found that about highest 37.00 percent of Employer was strongly agree, 11.00 Employer was agree, 2.00 Employer was disagree about Curriculum.




PRINCIPAL
 ARTS, SCIENCE & COMMERCE COLLEGE
 KOLHAR, TAL. RAHATA, DIST. AHMEDNAGAR

Action Taken Report on Feedback
Academic year: 2017-18

The institution collected the feedback on curriculum, teaching-learning and academic facilities from Students, Alumni, Teachers, Parents and Employers. After analysis of feedback received from stakeholders, the committee forwarded analysis report to the IQAC for taking necessary actions. IQAC took the following required actions based on the analysis and suggestions. The principal reported ATR to College Development Committee. After discussion in the meeting, the ATR of Feedback was unanimously approved by the CDC.

Suggestions from Stakeholders	Action Taken by the Institute
To make available sport facilities on Sunday	The suggestion was discussed in the IQAC meeting and it was decided that the sports facility should also make available for students on Sunday.
Increase the reference books for competitive examination	The suggestions were discussed in the IQAC meeting and IQAC suggested to the Librarian to make budget provision to purchase the books as per new syllabus of Competitive examination
Employers suggested to introduce the skill based Courses	It was decided to start Certificate Course in Sales Person- Retail course from next academic year
Alumni suggested to organize faculty wise alumni meet for students	The suggestion given by the alumni was discussed in the with alumni cell and it was decided to organize alumni meet during January 2019

Conclusion

Thus, the feedback given by the Students, Alumni, Teachers, Parents and Employers were analyzed and above action was taken so as to satisfy the expectations of stakeholders.




PRINCIPAL
ARTS, SCIENCE & COMMERCE COLLEGE
KOLHAR, TAL. RAHATA, DIST. AHMEDNAGAR

Sample Filled Feedback Form



Loknete Dr. Balasaheb Vikhe Patil (Padmabhushan Awardee)
Pravara Rural Education Society's

Arts, Science and Commerce College, Kolhar

Students Feedback Form on Curriculum Form: 2021-22



Name of the Programme: B.A. (F.Y.) Department: English

Name of the Course: Spl. English 2 Semester: I

Students are required to rate the courses of the following attributes using the 4-point scale shown.

4.00	3.00	2.00	1.00
Very Good	Good	Satisfactory	Unsatisfactory


Sr. No.	Parameters	Very Good	Good	Satisfactory	Unsatisfactory
1.	Depth of the course content including project work if any: (अभ्यासक्रमातील घटकांची सखोल माहिती)	✓	-	-	-
2.	Extent of coverage of course: (अभ्यासक्रमातील परिपूर्णता)	✓	-	-	-
3.	Applicability / Relevance to real life situations: (विषयाची दैनंदिन जीवनातील उपयुक्तता)	-	✓	-	-
4.	Learning value (in terms of knowledge and concepts): (विषयातून मिळणाऱ्या ज्ञानाचे महत्व)	✓	-	-	-
5.	Clarity and Relevance of study material. (पुस्तकातील माहितीची स्पष्टता)	-	✓	-	-
6.	The relevance of additional source material (Library): (इतर साहित्यांचा संदर्भ)	✓	-	-	-
7.	The extent of effort required by students: (विद्यार्थ्यांनी घ्यावयाचे परिश्रम)	-	✓	-	-
8.	Overall rating: (विषयाच्या अनुषंगाने एकूण मूल्यमापन)	✓	-	-	-

• Suggestions if any:

NIL



• For College Use:

Feedback Analysis	Very Good	5
	Good	3
	Satisfactory	-
	Unsatisfactory	-
Remark:		



Loknete Dr. Balasaheb Vikhe Patil (Padmabhushan Awardee)
Pravara Rural Education Society's

Arts, Science and Commerce College, Kolhar
Students Feedback Form on Curriculum Form: 2021-22



Name of the Programme: B.A (F.Y.) Department: Marathi

Name of the Course: मराठी कथा आणि भाषिक कोश Semester: I

Students are required to rate the courses of the following attributes using the 4-point scale shown.

4.00	3.00	2.00	1.00
Very Good	Good	Satisfactory	Unsatisfactory

Sr. No.	Parameters	Very Good	Good	Satisfactory	Unsatisfactory
1.	Depth of the course content including project work if any: (अभ्यासक्रमातील घटकांची सखोल माहिती)	✓			
2.	Extent of coverage of course: (अभ्यासक्रमातील परिपूर्णता)	✓			
3.	Applicability / Relevance to real life situations: (विषयाची दैनंदिन जीवनातील उपयुक्तता)	✓			
4.	Learning value (in terms of knowledge and concepts): (विषयातून मिळणाऱ्या ज्ञानाचे महत्व)		✓		
5.	Clarity and Relevance of study material. (पुस्तकातील माहितीची स्पष्टता)	✓			
6.	The relevance of additional source material (Library): (इतर साहित्यांचा संदर्भ)	✓			
7.	The extent of effort required by students: (विद्यार्थ्यांनी घ्यावयाचे परिश्रम)		✓		
8.	Overall rating: (विषयाच्या अनुषंगाने एकूण मूल्यमापन)	✓			

• Suggestions if any:

Nil



• For College Use:

Feedback Analysis	Very Good	
	Good	
	Satisfactory	
	Unsatisfactory	
Remark:	checked AMN	



Loknete Dr. Balasaheb Vikhe Patil (Padmabhushan Awardee)
Pravara Rural Education Society's

Arts, Science and Commerce College, Kolhar

Students Feedback Form on Curriculum Form: 2021-22



Name of the Programme: B.Sc (F.Y.) Department: Zoology

Name of the Course: Animal Diversity I Semester: first

Students are required to rate the courses of the following attributes using the 4-point scale shown

4.00	3.00	2.00	1.00
Very Good	Good	Satisfactory	Unsatisfactory

Sr. No.	Parameters	Very Good	Good	Satisfactory	Unsatisfactory
1.	Depth of the course content including project work if any: (अभ्यासक्रमातील घटकांची सखोल माहिती)		✓		
2.	Extent of coverage of course: (अभ्यासक्रमातील परिपूर्णता)	✓			
3.	Applicability / Relevance to real life situations: (विषयाची दैनंदिन जीवनातील उपयुक्तता)			✓	
4.	Learning value (in terms of knowledge and concepts): (विषयातून मिळणाऱ्या ज्ञानाचे महत्त्व)	✓			
5.	Clarity and Relevance of study material. (पुस्तकातील माहितीची स्पष्टता)		✓		
6.	The relevance of additional source material (Library): (इतर साहित्यांचा संदर्भ)			✓	
7.	The extent of effort required by students: (विद्यार्थ्याने घ्यावयाचे परिश्रम)		✓		
8.	Overall rating: (विषयाच्या अनुषंगाने एकूण मूल्यमापन)	✓			

• Suggestions if any:



• For College Use:

Feedback Analysis	Very Good	03
	Good	03
	Satisfactory	02
	Unsatisfactory	1
Remark:	checked by <u>BMN</u>	



Loknete Dr. Balasaheb Vikhe Patil (Padmabhushan Awardee)
Pravara Rural Education Society's

Arts, Science and Commerce College, Kolhar

Students Feedback Form on Curriculum Form: 2021-22



Name of the Programme: M.Sc II (Analytical chemistry) Department: chemistry

Name of the Course: CHA-490C Advance Analytical chemistry Semester: Sem-II

Students are required to rate the courses of the following attributes using the 4-point scale shown

4.00	3.00	2.00	1.00
Very Good	Good	Satisfactory	Unsatisfactory

Sr. No.	Parameters	Very Good	Good	Satisfactory	Unsatisfactory
1.	Depth of the course content including project work if any: (अभ्यासक्रमातील घटकांची सखोल माहिती)	✓			
2.	Extent of coverage of course: (अभ्यासक्रमातील परिपूर्णता)			✓	
3.	Applicability / Relevance to real life situations: (विषयाची दैनंदिन जीवनातील उपयुक्तता)		✓		
4.	Learning value (in terms of knowledge and concepts): (विषयातून मिळणाऱ्या ज्ञानाचे महत्व)	✓			
5.	Clarity and Relevance of study material. (पुस्तकातील माहितीची स्पष्टता)			✓	
6.	The relevance of additional source material (Library): (इतर साहित्यांचा संदर्भ)		✓		
7.	The extent of effort required by students: (विद्यार्थ्यांनी घ्यावयाचे परिश्रम)	✓			
8.	Overall rating: (विषयाच्या अनुषंगाने एकूण मूल्यमापन)	✓			

Suggestions if any:

The teaching method is good.



For College Use:

Feedback Analysis	Very Good	4
	Good	2
	Satisfactory	2
	Unsatisfactory	
Remark:	checked by	



Loknete Dr. Balasaheb Vikhe Patil (Padmabhushan Awardee)
Pravara Rural Education Society's
Arts, Science and Commerce College, Kolhar
Teacher Feedback Form on Curriculum Form: 2021-22



Name of the Teacher: Mrs. Dhimate Sangita Sunil
Name of the Programme: B.A. English

You are requested to select appropriate option for the following points using the 4-point scale shown.

4.00	3.00	2.00	1.00
Strongly Agree	Agree	Disagree	Strongly Disagree

Sr. No	Parameters	Strongly Agree	Agree	Disagree	Strongly Disagree
1.	The syllabus of the course is updated and useful in gaining subject knowledge.	✓			
2.	The semester pattern is convenient for students to learn.	✓			
3.	The CBCS pattern helpful to the learners	✓			
4.	The Curriculum having good academic flexibility.	✓			
5.	The syllabus of the course emphasizes the learning of job oriented skills.	✓			
6.	The syllabus of the course is useful in gaining necessary skills for facing in different competitive examinations.		✓		
7.	The syllabus does not result in any overloading on students during the semester(s).		✓		
8.	The contents of the course in the syllabus are comprehensive.	✓			
9.	The syllabus of the course gives fundamentals and leads to critical thinking.		✓		
10.	The completion of syllabus gives confidence for pursuing higher studies.	✓			

• Suggestions if any-

The Syllabus is learner-friendly.



(Signature)
Name and Signature of Teacher
Mrs. Dhimate S.S.

• For College use:

Feedback Analysis	Strongly Agree	07
	Agree	03
	Disagree	
	Strongly Disagree	
Remark:	<u>checked by BM</u>	



Loknete Dr. Balasaheb Vikhe Patil (Padmabhushan Awardee)
Pravara Rural Education Society's
Arts, Science and Commerce College, Kolhar
Teacher Feedback Form on Curriculum Form: 2021-22



Name of the Teacher: Dr. Kanawade Pratibha Vijay
Name of the Programme: Commerce - B.Com & M.Com

You are requested to select appropriate option for the following points using the 4-point scale shown.

4.00	3.00	2.00	1.00
Strongly Agree	Agree	Disagree	Strongly Disagree

Sr. No	Parameters	Strongly Agree	Agree	Disagree	Strongly Disagree
1.	The syllabus of the course is updated and useful in gaining subject knowledge.		✓		
2.	The semester pattern is convenient for students to learn.	✓			
3.	The CBCS pattern helpful to the learners	✓			
4.	The Curriculum having good academic flexibility.		✓		
5.	The syllabus of the course emphasizes the learning of job oriented skills.		✓		
6.	The syllabus of the course is useful in gaining necessary skills for facing in different competitive examinations.		✓		
7.	The syllabus does not result in any overloading on students during the semester(s).	✓			
8.	The contents of the course in the syllabus are comprehensive.		✓		
9.	The syllabus of the course gives fundamentals and leads to critical thinking.		✓		
10.	The completion of syllabus gives confidence for pursuing higher studies.	✓			

• Suggestions if any-

Commerce faculty syllabus should be more practical based.



Dr. Kanawade P.
Name and Signature of Teacher

• For College use:

Feedback Analysis	Strongly Agree	04
	Agree	06
	Disagree	
	Strongly Disagree	
Remark:	checked by <u>Dr. Kanawade P.</u>	



Loknete Dr. Balasaheb Vikhe Patil (Padmabhushan Awardee)

Pravara Rural Education Society's

Arts, Science and Commerce College, Kolhar

Teacher Feedback Form on Curriculum Form: 2021-22



Name of the Teacher: Prof. Khavde Amol Karbhari

Name of the Programme: B.Sc

You are requested to select appropriate option for the following points using the 4-point scale shown.

4.00	3.00	2.00	1.00
Strongly Agree	Agree	Disagree	Strongly Disagree

Sr. No	Parameters	Strongly Agree	Agree	Disagree	Strongly Disagree
1.	The syllabus of the course is updated and useful in gaining subject knowledge.	✓			
2.	The semester pattern is convenient for students to learn.	✓			
3.	The CBCS pattern helpful to the learners	✓			
4.	The Curriculum having good academic flexibility.		✓		
5.	The syllabus of the course emphasizes the learning of job oriented skills.		✓		
6.	The syllabus of the course is useful in gaining necessary skills for facing in different competitive examinations.	✓			
7.	The syllabus does not result in any overloading on students during the semester(s).	✓			
8.	The contents of the course in the syllabus are comprehensive.		✓		
9.	The syllabus of the course gives fundamentals and leads to critical thinking.	✓			
10.	The completion of syllabus gives confidence for pursuing higher studies.	✓			

• Suggestions if any-

No suggestions



Name and Signature of Teacher

• For College use:

Feedback Analysis	Strongly Agree	07
	Agree	03
	Disagree	
	Strongly Disagree	
Remark:	checked by <u>Amol</u>	



Dear Alumnus,

Loknete Dr. Balasaheb Vikhe Patil (Padmabhushan Awardee) Pravara Rural Education Society's Arts, Science & Commerce College, Kolhar was established in the year 1999. The college aims at the overall development of the student of the rural area to become entrepreneurs and professionals in the respective disciplines.

This form has been designed to seek feedback from alumni to strengthen the quality teaching-learning environment in the college, to assess and to improve academic, non-academic, infrastructure facilities. The information provided by you will be kept confidential.

- Name of the Alumnus: Gore Rishali Ashok
- Address for the correspondence: At/PE - Rajuri, Tal - Rahata, Dist - A. Nagar
- Contact Number: 9499685937
- Email ID: rhushaligore@gmail.com
- Year of completion of degree from this college: 2021
- Specialization/Subject: Analytical chemistry
- Present Designation/Occupation: _____

You are requested to select appropriate option for the following points using the 4-point scale shown.

4.00	3.00	2.00	1.00
✓ Very Good	Good	Satisfactory	Unsatisfactory

Sr. No	Parameters	Very Good	Good	Satisfactory	Unsatisfactory
1.	How would you rate the curriculum prescribed for your degree during your term in the college?	✓			
2.	On what scale would you rate your curriculum with present curriculum (Yearly pattern, Semester pattern CBCS pattern)		✓		
3.	Does the Curriculum give you sufficient & necessary knowledge with respect to future career opportunities?		✓		
4.	Does the curriculum have good balance between theory and applications?	✓			
5.	How do you rate the academic initiatives taken by the college to bridge the Gap Between Industry Standards/ current global scenarios			✓	
6.	How do you rate the relevance of your degree to your present job?			✓	
7.	How do you rate academic events/activities organized by the college for your overall development?	✓			
8.	How would you rate the motivation created by the syllabus to pursue post-Graduation/ Research in the particular topic?		✓		
9.	How would you rate the Infrastructural facilities available in the campus?		✓		
10.	ICT facilities available in the college		✓		

11.	How would you rate the following academic initiatives taken by the college to improve your competence as student? (Seminars, Workshops, Case Studies, Projects, Study Tours, Field Visits etc.)		✓		
12.	Availability of reference and Textbooks in the library		✓		

➤ Describe your most enjoyable learning experiences at college

Kodur sir, Dighe sir & Waditke sir Lecture & Practical

➤ Do you have any grievances with the college?

A. As a student

~~Yes~~/No

B. As an alumni

Yes/~~No~~

If answer is "Yes", Please specifying the grievance

➤ Are you member of Alumni Association of our college:
(If answer is "No", Please specify the reason)

Yes

For College Use:

Feedback Analysis	Very Good	✓ 03
	Good	07
	Satisfactory	02
	Unsatisfactory	
Remark:	P	 <i>Amal</i> <i>BMN</i>



Loknete Dr. Balasaheb Vikhe Patil (Padmabhushan Awardee)
Pravara Rural Education Society's
Arts, Science and Commerce College, Kolhar
Alumni Feedback Form: 2021-22



Dear Alumnus,

Loknete Dr. Balasaheb Vikhe Patil (Padmabhushan Awardee) Pravara Rural Education Society's Arts, Science & Commerce College, Kolhar was established in the year 1999. The college aims at the overall development of the student of the rural area to become entrepreneurs and professionals in the respective disciplines.

This form has been designed to seek feedback from alumni to strengthen the quality teaching-learning environment in the college, to assess and to improve academic, non-academic, infrastructure facilities. The information provided by you will be kept confidential.

- Name of the Alumnus: shaikh Moin sikandar
- Address for the correspondence: Kolhar BK. Tal-shri-Rahata, Dist. Ahmednagar
- Contact Number: 77588005298
- Email ID: shaikhrpin@gmail.com.
- Year of completion of degree from this college: 2021
- Specialization/Subject: Marathi
- Present Designation/Occupation: M.A.I

You are requested to select appropriate option for the following points using the 4-point scale shown.

4.00	3.00	2.00	1.00
Very Good	Good	Satisfactory	Unsatisfactory

Sr. No	Parameters	Very Good	Good	Satisfactory	Unsatisfactory
1.	How would you rate the curriculum prescribed for your degree during your term in the college?	✓			
2.	On what scale would you rate your curriculum with present curriculum (Yearly pattern, Semester pattern CBCS pattern)	✓			
3.	Does the Curriculum give you sufficient & necessary knowledge with respect to future career opportunities?	✓			
4.	Does the curriculum have good balance between theory and applications?		✓		
5.	How do you rate the academic initiatives taken by the college to bridge the Gap Between Industry Standards/ current global scenarios	✓			
6.	How do you rate the relevance of your degree to your present job?		✓		
7.	How do you rate academic events/activities organized by the college for your overall development?		✓		
8.	How would you rate the motivation created by the syllabus to pursue post-Graduation/ Research in the particular topic?		✓		
9.	How would you rate the Infrastructural facilities available in the campus?	✓			
10.	ICT facilities available in the college	✓			

11.	How would you rate the following academic initiatives taken by the college to improve your competence as student? (Seminars, Workshops, Case Studies, Projects, Study Tours, Field Visits etc.)	✓			
12.	Availability of reference and Textbooks in the library		✓		

➤ Describe your most enjoyable learning experiences at college

➤ Do you have any grievances with the college?

A. As a student

Yes/No

B. As an alumni

Yes/No


If answer is "Yes", Please specifying the grievance

NO

➤ Are you member of Alumni Association of our college:
(If answer is "No", Please specify the reason)

Yes -

For College Use:

Feedback Analysis	Very Good	07
	Good	05
	Satisfactory	
	Unsatisfactory	
Remark:	 <i>Checked by</i>	



Loknete Dr. Balasaheb Vikhe Patil (Padmabhushan Awardee)
Pravara Rural Education Society's

Arts, Science and Commerce College, Kolhar

Alumni Feedback Form: 2021-22



Dear Alumnus,

Loknete Dr. Balasaheb Vikhe Patil (Padmabhushan Awardee) Pravara Rural Education Society's Arts, Science & Commerce College, Kolhar was established in the year 1999. The college aims at the overall development of the student of the rural area to become entrepreneurs and professionals in the respective disciplines.

This form has been designed to seek feedback from alumni to strengthen the quality teaching-learning environment in the college, to assess and to improve academic, non-academic, infrastructure facilities. The information provided by you will be kept confidential.

- Name of the Alumnus: Kolapkar Akshada Ganesh
- Address for the correspondence: Kolhar b/c
- Contact Number: 7517925689
- Email ID: akshada.kolapkar@gmail.com
- Year of completion of degree from this college: 2021-22
- Specialization/Subject: Account
- Present Designation/Occupation: -

You are requested to select appropriate option for the following points using the 4-point scale shown.

4.00	3.00	2.00	1.00
Very Good	Good	Satisfactory	Unsatisfactory

Sr. No	Parameters	Very Good	Good	Satisfactory	Unsatisfactory
1.	How would you rate the curriculum prescribed for your degree during your term in the college?	✓			
2.	On what scale would you rate your curriculum with present curriculum (Yearly pattern, Semester pattern CBCS pattern)			✓	
3.	Does the Curriculum give you sufficient & necessary knowledge with respect to future career opportunities?		✓		
4.	Does the curriculum have good balance between theory and applications?				✓
5.	How do you rate the academic initiatives taken by the college to bridge the Gap Between Industry Standards/ current global scenarios	✓	✓		
6.	How do you rate the relevance of your degree to your present job?		✓		✓
7.	How do you rate academic events/activities organized by the college for your overall development?				✓
8.	How would you rate the motivation created by the syllabus to pursue post-Graduation/ Research in the particular topic?	✓			
9.	How would you rate the Infrastructural facilities available in the campus?		✓		
10.	ICT facilities available in the college			✓	

Describe your most enjoyable learning experiences at college

Good

Do you have any grievances with the college?

A. As a student

Yes/No

B. As an alumni

Yes/No

If answer is "Yes", Please specifying the grievance

Good

Are you member of Alumni Association of our college:
(If answer is "No", Please specify the reason)

Yes

College Use:

Feedback Analysis	Very Good	04
	Good	03
	Satisfactory	03
	Unsatisfactory	02
Remark:	 <p>Checked by</p>	