



Loknete Dr. Balasaheb Vikhe Patil (Padmabhushan Awardee)

Pravara Rural Education Society's,

Arts, Science and Commerce, College, Kolhar

Tal: Rahata, Dist: Ahmednagar (M.S.), PIN: 413710

Feedback Analysis Report

**Academic Year
2021-22**

**Prepared by
Feedback Committee
Arts, Science and Commerce, College, Kolhar**



FEEDBACK ANALYSIS REPORT: 2021-22

The institute aims to offer the best possible environment and learning experience to encourage students to perform to their full potential for academic achievement. Students, teachers, alumni and Employers play an important role in the evaluation, development and enhancement of the quality of this learning experience.

The Feedback Process has put an emphasis on the need for involvement of students in the quality assurance of higher education. Student involvement requires that students should act as a collaborators in, rather than merely passive receivers of, teaching and learning process. All the stakeholders' feedback data was collected and analyzed as per the following tables of the academic year 2021-22.

Student feedback

The responses received from the students are presented in below table for the year 2021-22.

Sr. No.	Metric in Descriptions	Strongly Agree	Agree	Disagree	Strongly Disagree	Total
1	Depth of the course content including project work if any:	689	114	11	0	814
	Percentage	84.64	14.00	1.35	0.00	100
2	Extent of coverage of course:	516	277	20	1	814
	Percentage	63.39	34.03	2.46	0.12	100
3	Applicability / Relevance to real life situations	562	214	37	1	814
	Percentage	69.04	26.29	4.55	0.12	100
4	Learning value (in terms of knowledge and concepts)	561	229	24	0	814
	Percentage	68.92	28.13	2.95	0.00	100
5	Clarity and Relevance of study material	531	239	43	1	814
	Percentage	65.233	29.361	5.283	0.123	100
6	The relevance of additional source material (Library)	535	243	35	1	814
	Percentage	65.72	29.85	4.30	0.12	100
7	The extent of effort required by students	536	254	22	2	814
	Percentage	65.85	31.20	2.70	0.25	100
8	Overall rating	561	222	30	1	814
	Percentage	68.92	27.27	3.69	0.12	100
	Average Total	561	224	28	1	814
	Average Percentage	68.96	27.52	3.41	0.11	100

Students Feedback Report:

The above student feedback analysis clearly indicates that the 68.96 % students convey their 'Strongly Agree', 27.52 % students convey their 'Agree' and 3.41% students convey their 'Satisfactory' responses regarding their respective course syllabus.

Teacher's feedback

The responses received from the teachers are presented in below table for the year 2021-22.

Sr. No.	Metric in Descriptions	Strongly Agree	Agree	Disagree	Strongly Disagree	Total
1	The syllabus of the course is updated and useful in gaining subject knowledge	23	5	0	0	28
	Percentage	82.14	17.86	0.00	0.00	100.00
2	The semester pattern is convenient for students to learn.	17	11	0	0	28
	Percentage	60.71	39.29	0.00	0.00	100.00
3	The CBCS pattern helpful to the learners	13	15	0	0	28
	Percentage	46.43	53.57	0.00	0.00	100.00
4	The Curriculum having good academic flexibility.	14	14	0	0	28
	Percentage	50.00	50.00	0.00	0.00	100.00
5	The syllabus of the course emphasizes the learning of job oriented skills.	15	13	0	0	28
	Percentage	53.57	46.43	0.00	0.00	100.00
6	The syllabus of the course is useful in gaining necessary skills for facing in different competitive examinations.	12	14	2	0	28
	Percentage	42.86	50.00	7.14	0.00	100.00
7	The syllabus does not result in any overloading on students during the semester(s).	14	14	0	0	28
	Percentage	50.00	50.00	0.00	0.00	100.00
8	The contents of the course in the syllabus are comprehensive.	16	12	0	0	28
	Percentage	57.14	42.86	0.00	0.00	100.00
9	The syllabus of the course gives fundamentals and leads to critical thinking.	15	13	0	0	28
	Percentage	53.57	46.43	0.00	0.00	100.00
10	The completion of syllabus gives confidence for pursuing higher studies.	19	9	0	0	28
	Percentage	67.86	32.14	0.00	0.00	100.00
	Average Total	15.8	12	0.2	0	28
	Average Percentage	56.43	42.86	0.71	0.00	100.00

Teachers Feedback Report:

The above student feedback analysis clearly indicates that the 56.43 % teachers convey their 'Strongly Agree', 42.86 % teachers convey their 'Agree' and 0.71 % teachers convey their 'Disagree' and 0.00 % teachers are 'Strongly Disagree' with their core syllabus.

The teacher's feedback data responses clearly show that the majority of teachers are positive regarding their courses syllabus.

Alumni feedback

Our alumni feedback is valuable for our institute as it provides inputs regarding improvement in various college facilities. We appeal our alumni to provide their sincere feedback to us through prescribed forms, emails and during alumni meets on the Syllabus, infrastructure, library and teaching faculty of the college. Based on the comments of the alumni, the analysis is carried out as follows:

Sr. No.	Metric in Descriptions	Very Good	Good	Satisfactory	Unsatisfactory	Total
1	How would you rate the curriculum prescribed for your degree during your term in the college?	45	33	0	0	78
	Percentage	57.69	42.31	0.00	0.00	100
2	On what scale would you rate your curriculum with present curriculum (Yearly pattern, Semester pattern CBCS pattern)	48	22	8	0	78
	Percentage	61.54	28.21	10.26	0.00	100
3	Does the Curriculum give you sufficient & necessary knowledge with respect to future career opportunities?	55	20	0	3	78
	Percentage	70.51	25.64	0.00	3.85	100
4	Does the curriculum have good balance between theory and applications?	61	15	2	0	78
	Percentage	78.21	19.23	2.56	0.00	100
5	How do you rate the academic initiatives taken by the college to bridge the Gap Between Industry Standards / current global scenarios?	41	26	10	1	78
	Percentage	52.56	33.33	12.82	1.28	100
6	How do you rate the relevance of your degree to your present job?	38	27	9	4	78
	Percentage	48.72	34.62	11.54	5.13	100
7	How do you rate academic events/activities organized by the college for your overall development?	49	23	6	0	78
	Percentage	62.82	29.49	7.69	0.00	100
8	How would you rate the motivation created by the syllabus to pursue post-Graduation/ Research in the particular topic?	52	23	1	2	78
	Percentage	66.67	29.49	1.28	2.56	100
9	How would you rate the Infrastructural facilities available in the campus?	39	31	8	0	78
	Percentage	50.00	39.74	10.26	0.00	100
10	ICT facilities available in the college.	40	18	14	6	78
	Percentage	51.28	23.08	17.95	7.69	100
11	How would you rate the following academic initiatives taken by the college to improve your competence as student?	42	34	2	0	78
	Percentage	53.85	43.59	2.56	0.00	100
12	Availability of reference and Textbooks in the library	58	16	4	0	78
	Percentage	74.36	20.51	5.13	0.00	100
	Average Total	47.33	24.00	5.33	1.33	78
	Average Percentage	60.68	30.77	6.84	1.71	100.00

Alumni Feedback Report:

The alumni feedback directs that the highest 60.68 % of alumni express their 'Very Good' responses, the 30.77 % of alumni express their 'Good' responses and the 6.84% alumni express their 'Satisfactory' responses regarding the syllabus of the college courses.

Employer's feedback

The responses received from the Employers are presented in below table for the year 2021-22.

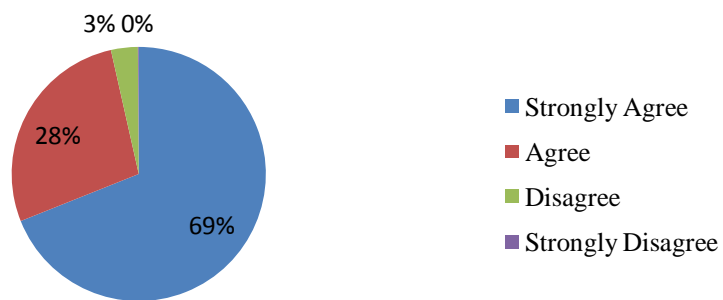
Sr. No.	Metric in Descriptions	Strongly Agree	Agree	Disagree	Strongly Disagree	Total
1	The course objectives are well defined and the modules are logically structured.	8	2	1	0	11
	Percentage	72.73	18.18	9.09	0.00	100
2	The curriculum has good balance between theory and applications.	7	3	1	0	11
	Percentage	63.64	27.27	9.09	0.00	100
3	The curriculum has enough content for a student to acquire sufficient knowledge to secure a subject	9	3	1	0	13
	Percentage	69.23	23.08	7.69	0.00	100
4	The curriculum incorporates soft skills needed for employment	7	2	2	0	11
	Percentage	63.64	18.18	18.18	0.00	100
5	The syllabus has content for developing skills to handle problems at work place?	8	2	1	0	11
	Percentage	72.73	18.18	9.09	0.00	100
6	The curriculum creates interest among the students to pursue research in a particular area.	8	1	2	0	11
	Percentage	72.73	9.09	18.18	0.00	100
7	The offered programme gives exposure through project/dissertation/in-plant training/field visit for real-life experiential Learning.	7	2	2	0	11
	Percentage	63.64	18.18	18.18	0.00	100
8	The curriculum provides scope for acquiring employable and entrepreneurship skills.	10	1	0	0	11
	Percentage	90.91	9.09	0.00	0.00	100
9	The curricular and co-curricular initiatives taken by the institute help the students to attain the required competency level.	9	2	0	0	11
	Percentage	81.82	18.18	0.00	0.00	100
	Average Total	8	2	1	0	11
	Average Percentage	72.34	17.72	9.95	0.00	100.00

Employers Feedback Report:

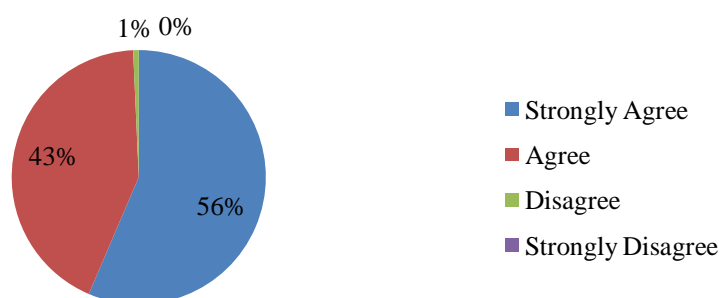
The college placement actively works throughout the academic year which also takes valuable feedback from various prominent institutes employers. The above employer's feedback analysis on the syllabus shows that the majority of employers are satisfied with overall syllabus transaction of the college.


PRINCIPAL
 ARTS, SCIENCE & COMMERCE COLLEGE
 KOLIAR, TAL. RAHATA, DIST. AHMEDNAGAR

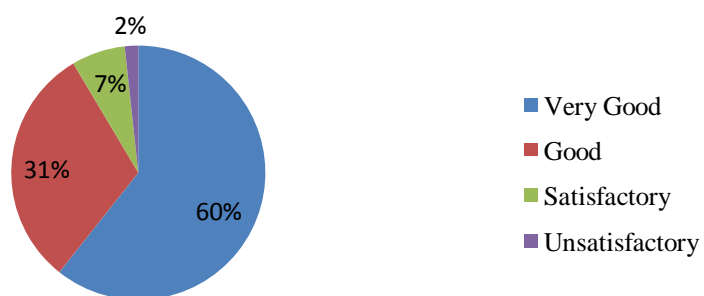
Student Feedback on Syllabus A.Y. 2021-22



Teacher's Feedback on Syllabus A.Y. 2021-22



Alumni Feedback on Syllabus A.Y. 2021-22



Employer's Feedback on Syllabus A.Y. 2021-22

