



Pravara Rural Education Society's,
Arts, Science and Commerce, College, Kolhar
Tal: Rahata, Dist: Ahmednagar (M.S.), PIN: 413710

Feedback Analysis Report

Academic Year
2020-21

Prepared by
Feedback Committee
Arts, Science and Commerce, College, Kolhar



FEEDBACK ANALYSIS REPORT: 2020-21

The institute aims to offer the best possible environment and learning experience to encourage students to perform to their full potential for academic achievement. Students, teachers, alumni and Employers play an important role in the evaluation, development and enhancement of the quality of this learning experience.

The Feedback Process has put an emphasis on the need for involvement of students in the quality assurance of higher education. Student involvement requires that students should act as collaborators in, rather than merely passive receivers of, teaching and learning process. All the stakeholders' feedback data was collected and analyzed as per the following tables of the academic year 2020-21.

Student feedback

The responses received from the students are presented in below table for the year 2020-21.

Sr. No.	Metric in Descriptions	Strongly Agree	Agree	Disagree	Strongly Disagree	Total
1	Depth of the course content including project work if any:	610	142	8	0	760
	Percentage	80.26	18.68	1.05	0.00	100.00
2	Extent of coverage of course:	481	268	11	0	760
	Percentage	63.29	35.26	1.45	0.00	100.00
3	Applicability / Relevance to real life situations	496	239	25	0	760
	Percentage	65.26	31.45	3.29	0.00	100.00
4	Learning value (in terms of knowledge and concepts)	474	269	17	0	760
	Percentage	62.37	35.39	2.24	0.00	100.00
5	Clarity and Relevance of study material	536	213	11	0	760
	Percentage	70.53	28.03	1.45	0.00	100.00
6	The relevance of additional source material (Library)	494	231	35	0	760
	Percentage	65.00	30.39	4.61	0.00	100.00
7	The extent of effort required by students	549	196	15	0	760
	Percentage	72.24	25.79	1.97	0.00	100.00
8	Overall rating	543	207	10	0	760
	Percentage	71.45	27.24	1.32	0.00	100.00
	Average Total	523	221	17	0.0	760.0
	Average Percentage	68.80	29.03	2.17	0.00	100.00

Students Feedback Report:

The above student feedback analysis clearly indicates that the 68.80 % students convey their 'Strongly Agree', 29.03 % students convey their 'Agree' and 2.17 % students convey their 'Satisfactory' responses regarding their respective course syllabus.

Chairman
Feedback Committee
Arts, Science and Commerce College, Kolhar

Principal
PRINCIPAL
ARTS, SCIENCE & COMMERCE COLLEGE
KOLHAR, TAL. RAHATA, DIST. AHMEDNAGAR

Teacher's feedback

The responses received from the teachers are presented in below table for the year 2020-21.

Sr. No.	Metric in Descriptions	Strongly Agree	Agree	Disagree	Strongly Disagree	Total
1	Is the curriculum as per the need of students?	24	6	0	0	30
	Percentage	80.00	20.00	0.00	0.00	100.00
2	Is semester pattern convenient for students to learn?	16	14	0	0	30
	Percentage	53.33	46.67	0.00	0.00	100.00
3	Is the CBCS pattern helpful to the learners?	21	9	0	0	30
	Percentage	70.00	30.00	0.00	0.00	100.00
4	Are the specialization /course choices appropriate for the Learners?	17	12	1	0	30
	Percentage	56.67	40.00	3.33	0.00	100.00
5	Is current syllabus useful to provide job opportunities?	16	13	1	0	30
	Percentage	53.33	43.33	3.33	0.00	100.00
6	The environment in the college is conducive to teaching and research	18	11	1	0	30
	Percentage	60.00	36.67	3.33	0.00	100.00
7	The administration is teacher friendly	19	11	0	0	30
	Percentage	63.33	36.67	0.00	0.00	100.00
8	The college provides adequate opportunities and support to faculty members for upgrading their skills and qualifications	19	11	0	0	30
	Percentage	63.33	36.67	0.00	0.00	100.00
9	The environment in the college is conducive to teaching and research.	17	13	0	0	30
	Percentage	56.67	43.33	0.00	0.00	100.00
10	Teacher has the freedom to take on new techniques/strategies of tests and assessments	23	7	0	0	30
	Percentage	76.67	23.33	0.00	0.00	100.00
	Average Total	19.00	10.70	0.30	0.00	30.00
	Average Percentage	63.33	35.67	1.00	0.00	100.00

Teachers Feedback Report:

The teacher's feedback data responses clearly show that the majority of teachers are positive regarding their courses syllabus. Only 1.00 % teachers are 'Disagree' with their core syllabus.


 Chairperson
 Feedback Committee
 Arts, Science and Commerce College, Kolhar




 PRINCIPAL
 ARTS, SCIENCE & COMMERCE COLLEGE
 KOLHAR, TAL. RAHATA, DIST. AHMEDNAGAR

Alumni feedback

Our alumni feedback is valuable for our institute as it provides inputs regarding improvement in various college facilities. We appeal our alumni to provide their sincere feedback to us through prescribed forms, emails and during alumni meets on the Syllabus, infrastructure, library and teaching faculty of the college. Based on the comments of the alumni, the analysis is carried out as follows:

Sr. No.	Metric in Descriptions	Very Good	Good	Satisfactory	Unsatisfactory	Total
1	How would you rate the curriculum prescribed for your degree during your term in the college?	49	15	0	0	64
	Percentage	76.56	23.44	0.00	0.00	100.00
2	On what scale would you rate your curriculum with present curriculum (Yearly pattern, Semester pattern CBCS pattern)	44	10	10	0	64
	Percentage	68.75	15.63	15.63	0.00	100.00
3	Does the Curriculum give you sufficient & necessary knowledge with respect to future career opportunities?	44	20	0	0	64
	Percentage	68.75	31.25	0.00	0.00	100.00
4	Does the curriculum have good balance between theory and applications?	39	25	0	0	64
	Percentage	60.94	39.06	0.00	0.00	100.00
5	How do you rate the academic initiatives taken by the college to bridge the Gap Between Industry Standards / current global scenarios?	39	20	5	0	64
	Percentage	60.94	31.25	7.81	0.00	100.00
6	How do you rate the relevance of your degree to your present job?	49	15	0	0	64
	Percentage	76.56	23.44	0.00	0.00	100.00
7	How do you rate academic events/activities organized by the college for your overall development?	49	15	0	0	64
	Percentage	76.56	23.44	0.00	0.00	100.00
8	How would you rate the motivation created by the syllabus to pursue post-Graduation/ Research in the particular topic?	34	30	0	0	64
	Percentage	53.13	46.88	0.00	0.00	100.00
9	How would you rate the	44	15	5	0	64

	Infrastructural facilities available in the campus?					
	Percentage	68.75	23.44	7.81	0.00	100.00
10	ICT facilities available in the college.	39	15	10	0	64
	Percentage	60.94	23.44	15.63	0.00	100.00
11	How would you rate the following academic initiatives taken by the college to improve your competence as student? (Seminars, Workshops, Case Studies, Projects, Study Tours, Field Visits etc.)	49.00	10.00	5.00	0.00	64
	Percentage	76.56	15.63	7.81	0.00	100.00
12	Availability of reference and Textbooks in the library	54	10	0	0	64
	Percentage	84.38	15.63	0.00	0.00	100.00
	Average Total	44.50	17.50	2.00	0.00	64.00
	Average Percentage	69.53	27.34	3.13	0.00	100.00

Alumni Feedback Report:

The alumni feedback directs that the highest 69.53 % of alumni express their 'Very Good' responses, the 27.34 % of alumni express their 'Good' responses and the 3.13 % alumni express their 'Satisfactory' responses regarding the syllabus of the college courses.

Autip. S.
Chairman
Feedback Committee
Arts, Science and Commerce College, Kolhar



Z. M. S.
PRINCIPAL
ARTS, SCIENCE & COMMERCE COLLEGE
KOLHAR, TAL. RAHATA, DIST. AHMEDNAGAR

Employer's feedback

The responses received from the Employers are presented in below table for the year 2020-21.

Sr. No.	Metric in Descriptions	Strongly Agree	Agree	Disagree	Strongly Disagree	Total
1	The course objectives are well defined and the modules are logically structured.	7	2	0	0	9
	Percentage	77.78	22.22	0.00	0.00	100.00
2	The curriculum has good balance between theory and applications.	7	2	0	0	9
	Percentage	77.78	22.22	0.00	0.00	100.00
3	The curriculum has enough content for a student to acquire sufficient knowledge to secure a subject	5	4	0	0	9
	Percentage	55.56	44.44	0.00	0.00	100.00
4	The curriculum incorporates soft skills needed for employment	5	4	0	0	9
	Percentage	55.56	44.44	0.00	0.00	100.00
5	The syllabus has content for developing skills to handle problems at work place?	5	3	1	0	9
	Percentage	55.56	33.33	11.11	0.00	100.00
6	The curriculum creates interest among the students to pursue research in a particular area.	5	4	0	0	9
	Percentage	55.56	44.44	0.00	0.00	100.00
7	The offered programme gives exposure through project/dissertation/in-plant training/field visit for real-life experiential Learning.	5	3	1	0	9
	Percentage	55.56	33.33	11.11	0.00	100.00
8	The curriculum provides scope for acquiring employable and entrepreneurship skills.	5	3	1	0	9
	Percentage	55.56	33.33	11.11	0.00	100.00
9	The curricular and co-curricular initiatives taken by the institute help the students to attain the required competency level.	5	3	1	0	9
	Percentage	55.56	33.33	11.11	0.00	100.00
	Average Total	5	3	0	0	9
	Average Percentage	60.49	34.57	4.94	0.00	100.00

Employers Feedback Report:

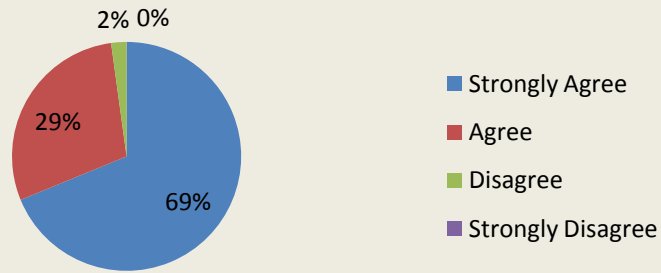
The college placement actively works throughout the academic year which also takes valuable feedback from various prominent institutes employers. The above employer's feedback analysis on the syllabus shows that the majority of employers are satisfied with overall syllabus transaction of the college.

Autipis
Chairman
 Feedback Committee
 Arts, Science and Commerce College, Kolhar

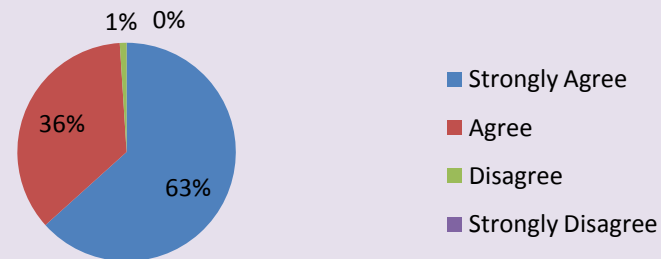


Dr. S. N. Shingote
Dr. S. N. Shingote
PRINCIPAL
 ARTS, SCIENCE & COMMERCE COLLEGE
 KOLHAR, TAL. RAHATA, DIST. AHMEDNAGAR

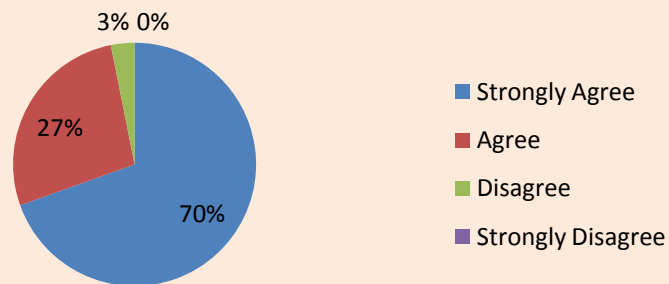
Student Feedback on Syllabus A.Y. 2020-21



Teacher's Feedback on Syllabus A.Y. 2020-21



Alumni Feedback on Syllabus A.Y. 2020-21



Employer's Feedback on Syllabus A.Y. 2020-21

